

METAL FURNITURE



*Furniture
you can depend on*

WHO WE ARE

What we have begun 25 years ago, thanks to creativity and initiative of many people, resulted in establishment of a company offering a very wide assortment of metal furniture. Our products reflect the commitment of a whole company, which, upon request, is ready to deliver each product of high quality guaranteed by MALOW landmark.

Our company is based on people - people representing our customers, our suppliers, our business partners and our workers. We know perfectly well that our success would not be possible without the cooperation with our customers. Therefore, we carefully listen to your voice and we hope that we will fulfil your expectations.

I wish this catalogue will meet with positive reception and will be used effectively.

Henryk Owsiejew

*- experience:
„we know all about steel”*





OUR MISSION

Our mission is to achieve a position of strategic partner for customers and business environment:

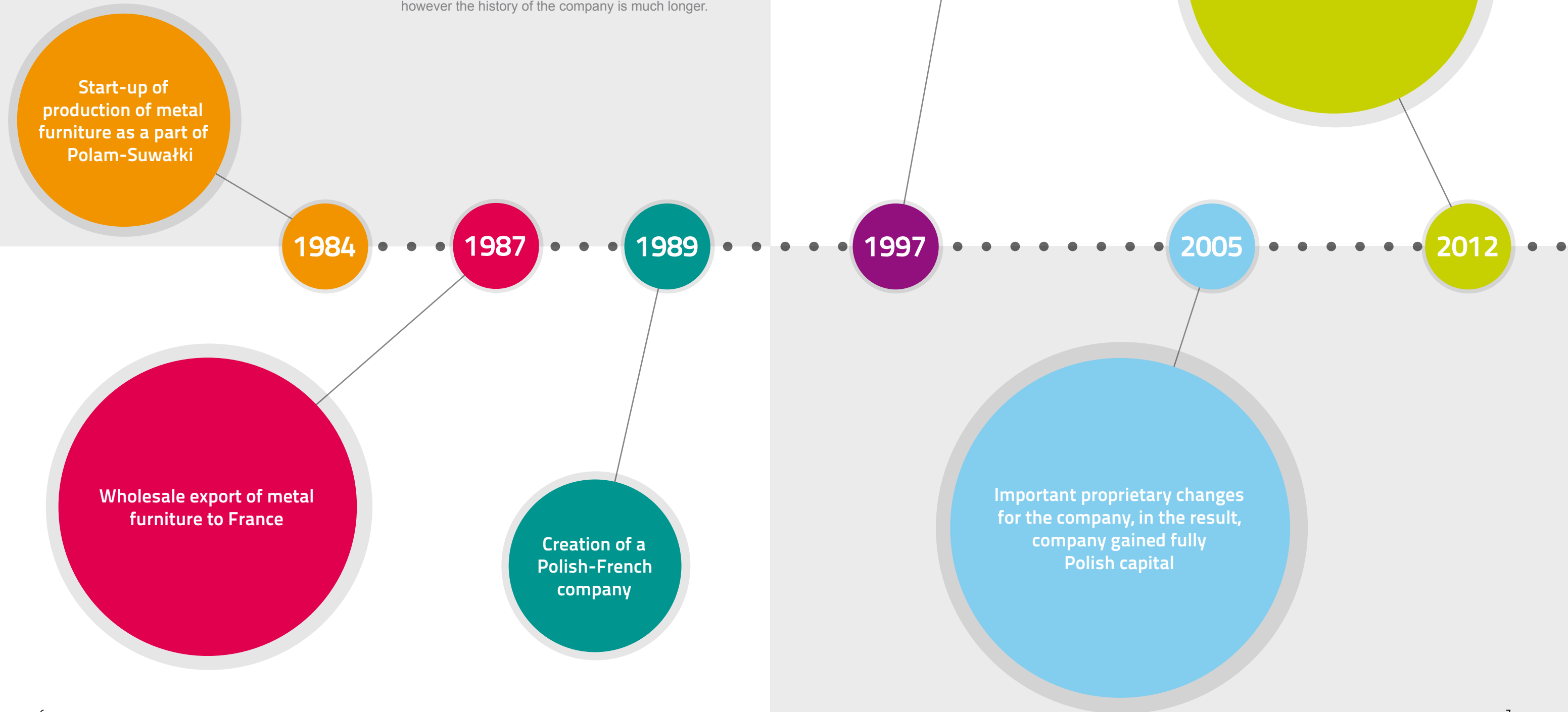
- by complex offer and the top quality services,
- by development possibilities for employees,
- by providing benefits for copartners.





HISTORY

The Malow Brand has been known since 1997, however the history of the company is much longer.





VALUES

Our greatest asset is confidence our customers put in us, as well as stable and experienced staff. Our successes are the motor of our activities, they encourage us to improve and to fulfil new needs of our customers.

Malow company as it's key values recognises:

1. Customer
2. Employees
3. Development
4. Responsibility
5. Lucidity
6. Confidence
7. Honesty
8. Effective Communication



CORPORATE SOCIAL RESPONSIBILITY

Social responsibility is an element of our long-term strategy. It is based on the principles of social dialogue and search for advantageous solutions for our environment:

- employees,
- business partners,
- customers,
- natural environment,
- local society, where we live and work.

From the beginning Malow company engages into social initiatives of different kinds. We recognize charity as an important aspect of corporate social responsibility.

- we fund summer and winter holiday actions for children from poor or dysfunctional families.

- we financially assist centres that conduct feeding homeless and poor people, we back up local fund-raisers for helping sick person.
- for many years we have been supporting local schools and educational institutions by handing over the equipment and funding organised campaigns, e.g. promoting innovative ideas of young people.
- we joined the DKMS foundation campaign from the beginning Malow company engages into „Together against leukaemia” by organising the day of the bone marrow donor in the company.



WSPÓLNIE PRZECIW BIAŁACZCE





ENVIROMENT PROTECTION

Bearing in mind natural values of the Sudovia, Malow has consciously been taking actions in the sphere of the organization and the environmental management. Thinking about future generations, these actions are directed towards the respect of natural environment. Our efforts concerning natural environment are coordinated as part of the environmental management system in accordance with the requirements included in the ISO 14001 norm.

We consider the environmental management as one of priorities in company management. We are also systematically carrying out inspections and evaluations of environmental aspects. Parameters of significant environmental aspects will be constantly improved by setting appropriate environmental goals.

As part of improvement of the environmental impact we are aiming at:

- proecologic management of industrial wastes by proper segregation, reuse or recycling,
- planning and realization of operations preventing potentially ecologic hazards from appearing,
- raising the awareness of our employees about the environmental impact made by their work.



SPONSORSHIP

As part of funding for sport, we have been sponsoring Suwalki Badminton Club – SKB „LITPOL-MALOW”. SKB „LITPOL-MALOW” is the most professional and the best organized badminton club in Poland. This is represented not only in the collective, but also individual players' successes. Our players have taken part in the Olympic Games in Atlanta, Sydney, Athens and Beijing. They have repeatedly been winning Europe an and World competitions. Also, they have taken part in international tournaments in Switzerland, the World Grand Prix in Brunei, Singapore, Germany Open, Holand Open.



ADAM C WALINA KAMILA AUGUSTYN DMYTRO ZAVADSKY MICHAŁ ŁOGOSZ

**NASI MISTRZOWIE
NA OLIMPIADZIE
LONDYN 2012**



We also support Wigry Suwalki football club - the most popular sport team in our town. In its rich, over sixty-year history it has raised many great football players, including Poland's national team representatives (Wojciech Kowalewski, Patryk Małecki).

01.04.2015 Malow joined the sponsors of Ślepsk Suwałki 1st league volleyball team. We invite you to Suwalki on 1st league volleyball matches!



QUALITY AND SERVICES

Starting from 1989, the range of our metal furniture is a synonym of reliability, creativeness and functionality. Our motto is: "Furniture you can depend on"

The primary aim of Malow Company is to fully satisfy our customers as a result of good quality metal furniture, safes and of our services.

Certificates and seals of approvals we have been given prove our constant care for high quality of our products.

Malow's certificates:

- certificate of the quality management system in accordance with ISO 9001,
- certificate of the environmental management system in accordance with ISO 14001,
- hygienic approvals,
- qualification approval on reaction to fire,
- certificates of conformity with Polish norms,
- NATO Commercial and Government Entity (NCAGE) Code.





TECHNOLOGY, MACHINERY RESOURCES

/Kaizen - 改善 /improvement/a change for better/

For over 15 years we have been working in accordance with Japanese managing practices called Kaizen – never-ending process of improvement. The essential rule of this philosophy is constant involvement of the entire organization and willingness to continual refinement of the company and product.

Thanks to continuous investments in the production technology Malow belongs to the most innovative companies in the country. Modern and universal machines for processing and forming metal sheets as well as metal profiles, new technologies of powder coating, as well as constant supervision of our own technical staff - that ensure the best quality of our furniture.

In order to increase the productivity and the quality of our products we are constantly developing our machinery stock.

We are working on machines of renowned companies such as Salvagnini, Amada or Safan.

Our machinery resources include:

- fibre-optic lasers,
- P4 bending centres,
- guillotine shears,
- stationery and pincer welding machines,
- band sawing machines,
- angle bending machines and edge presses,
- numerically controlled revolver fine cutters,
- eccentric presses of the pressure of up to 100 tons.

In 2013 we have launched the most modern in Europe automatic line for production of metal wardrobes. The line consists of 13 production stations and automatizes processes such as: storing, transport of elements between operations, cutting, bending, and welding performed by robots. The automatic production line assures high quality of our wardrobes what is proved by:

- precision - all elements are carried out with the precision of up to 0.25 mm,
- automatic bending of closed profiles,
- synchronous work of 2 robots on one element.

In 2013 we have purchased another laser system - the newest L3 Salvagnini system equipped with automatic inoculants of palettes and new P4 Salvagnini bending centre with the system of giving and receipt of details.

The process of powder coating takes place on automatic line which is the biggest in the country in terms of painting guns installed and the best quality powder from the biggest world producers is used in the process.

As we are aware of the quality of our products we are granting extended statutory warranty! Period of entitlements on account of the statutory warranty for physical defects of goods amounts to 24 months from the day of sale.

In order to assure about durability of our movable shelving systems we grant the statutory warranty for 24 months!

AWARDS

The actions of the company are appreciated by our customers and the market. MALOW was given many awards:

- 4 Diamonds to "the Golden Statuette of Polish Business Leader" awarded by Business Centre Club,
- the title "Ambassador of the Polish Economy" in the category "Foreign Business Partner",
- "Firma Dobrze Widziana" ("Positively Received Company"),
- FORBES Diamonds,
- "Pillars of Polish Economy",
- the title "Superfirma" ("Supercompany"),
- "Business Gazelle",
- "Pearl of Polish Economy",
- European medals for: offer of metal furniture, movable shelving system, laptop trolley,
- "Leader of Polish Business",
- "Rzetelna Firma" ("Honest Company").



Laureate of the Golden Statuette of Polish Business Leader



DISTRIBUTION NETWORK

/DISTRIBUTION/LOGISTICS/BRANDS/

The company's products reach recipients via network of 70 dealers on the area of the entire Poland, and 25 outside the country. Moreover, products of Malow company are increasingly reaching customers through B2B channels.

Approximately half of our sales find customers in Poland, and the other half goes for export. The company is known in all European Union countries, especially in France, Germany and Scandinavia.



FACTS AND NUMBERS

Scope of business: manufacture of metal furniture
 Location: North-East Poland: Suwałki
 Activity since: 1989
 The number of people employed: approx. 500
 Production sites: Suwałki (Poland)
 Kharkov (Ukraine)
 Distribution: around the world
 Export: over 50% of production
 Manufacturing capacity: 280 000 pieces of furniture per year
 Scope of material processing: 1 200 tons of metal sheet per month
 ca. 400 tons of powder per year
 Number of orders: ca. 37 750 per year (2006 - 2012)

Motto:

*Furniture
you can depend on*

Our strong points:

- the quality,
- rich offer,
- professional, full service,
- experienced technical staff,
- advanced technology park,
- rich colours,
- certificates,
- diversity,
- flexibility - special products.



GPS Coordinates
 +54° 3' 17.79", +22° 55' 54.06"
 (54.054942, 22.931682)



MULTIFUNCTIONALITY

Our offer, thanks to its complexity, allows equipping offices, banks, cloakrooms, archives of many workplaces, companies and bureaus, schools and libraries, hospitals and doctor's offices, workshops and many more.

We are with our products wherever there are people, documents, clothes, tools, in other words EVERYWHERE.

According to latest trends in interior design metal furniture is becoming more and more popular, especially in industrial and loft design.



WORKPLACE




LIVING ROOM



A modern library interior featuring a woman reading a book. The room has a curved wall with built-in bookshelves filled with books. A large circular window provides a view of a bright, sunny day. A row of white lockers is visible in the background. The ceiling has two rectangular skylights. The floor is a light-colored, polished surface. A small black sculpture of a cat is on a shelf near the woman. The overall atmosphere is bright and airy.

TEENAGER'S ROOM



KITCHEN




BATHROOM



CHILDREN'S ROOM



ATELIER



TEENAGER'S BEDROOM



TEENAGER'S ROOM



ALLERGY FRIENDLY ROOM













- experience:
„we know all about steel”



METAL FURNITURE

CONTENTS

	Office furniture	52	
	Social furniture	106	
	Medical furniture	186	
	Workshop furniture	210	
	Movable shelving systems	252	

OFFICE FURNITURE

*Furniture
you can depend on*



OFFICE FURNITURE

CONTENTS

Cabinets with wing doors	56
Cabinets with retractable doors	62
Cabinets with shutter doors	64
Cabinets with sliding doors	68
RZ cabinets without doors	70
Additional equipment	72
SKB Cabinets for documents and files	76
SAM W Reinforced cabinets for documents SZK 301 OG Filing cabinets with increased fire resistance	78
SZK Filing cabinets	80
SCD Cabinets for CD's	86
SRM Drawing cabinets	88
E-class classroom furnishing	90
SKT Cabinets for catalogues	92
RMB Library racks	94
Office desks	96
Desk connectors	98
Mobile pedestals	100
Table tops	102
Tower pedestals	104

Metal office furniture allows for modern, functional and practical equipment of a workplace. Metal optimally meets the requirements in terms of design, quality, functionality and durability. Comfort, functionality, ergonomics – these are the features of metal office furniture which customers appreciate most.

In the case of individual needs we are able to offer a wide range of solutions prepared according to your expectations.

- Our offer includes:
- Filing cabinets with wing, shutter, retractable and sliding doors,
 - Reinforced cabinets for documents,
 - Filing cabinets,
 - Drawing cabinets,
 - Library racks,
 - Desks,
 - Tables.

There are also versions of a wardrobe – filing locker, with a compartment, closed cabinets.

Cabinet with a wardrobe and filing compartment section with a bar and hooks for clothes, as well as four shelves for documents: 1 long shelf with a pull-out hanger and 3 short shelves adjustable every 25 mm ± 3 positions from the center position, fixed to the partition wall placed in the middle of the cabinet.


Cabinet with a storage box – SBM 204, 213, two door storage box with a partition wall, welded, lockable with a single-point cylinder lock and 3 shelves adjustable every 25 mm, ± 3 positions from the center position.



Hanging file sizes



Sizes



The drawer on full extension ball bearing slides



Stackable



Anti-tilt system




Binder



Center lock



CD-ROM




Adjustable feet's height



Possibility of hanging clothes




For self-assembly



Adjustable shelves



Shelves adjustable in increments



Possibility of mounting to a wall



On wheels



Shelves adjusted to hanging files



25 kg shelf load capacity




40 kg shelf load capacity



60 kg shelf load capacity



80 kg shelf load capacity




Non-combustible




30 kg drawer load capacity



40 kg drawer load capacity




50 kg drawer load capacity



Possibility of removing drawers



Elements for leveling



180° door swing angle



110° door swing angle

OFFICE FURNITURE

SBM OFFICE CABINETS WITH WING DOORS

Filing cabinets with wing doors are the most popular and frequently chosen office cabinets. In addition, their price competitiveness makes them one of our top sellers.

Office cabinets are of comprehensive use thanks to varied possibilities of their internal equipment: shelves adjustable every 25 mm, extended shelves, full and frame drawers.


The cabinets' standard equipment are shelves adjustable every 25 mm:

- small cabinets – Sbm 101, 102, 103, 107 - 2 shelves adjustable every 25 mm \pm 4 positions from the center position,
- high cabinets – Sbm 201, 202, 203, 212 – 4 shelves adjustable every 25 mm \pm 3 positions from the center position.

Standard shelf's load capacity – 60 kg.
Optional shelf's load capacity – 80 kg.

STANDARD EQUIPMENT:

- 2-point locking door handle (top and bottom of the door),
- adjustable shelves,
- maximum shelf's load capacity – 60 kg (optionally 80 kg),
- wardrobe-filing cabinet available,
- storage locker available,
- top cabinets available.




2-point locking door handle




adjustable shelves



maximum load capacity
– 60 kg (optionally 80 kg)



wardrobe-filing cabinet
available



storage locker available



top cabinets available



OFFICE FURNITURE

SBM OFFICE CABINETS WITH WING DOORS

Doors with hidden hinges. Door handle with security lock. Locking in 2 points (top and bottom).

- CABINETS' ADVANTAGES:**
- extensive equipment as standard,
 - 16 RAL colours without extra charge,
 - various sizes and equipment,
 - adjustable shelves,
 - various types of cabinets,
 - various price levels.



CABINETS' ADVANTAGES



extensive equipment
as standard



16 RAL colours without
extra charge



various sizes and equipment



adjustable shelves



various types of cabinets



various price levels

OFFICE FURNITURE

SBM OFFICE CABINETS WITH WING DOORS

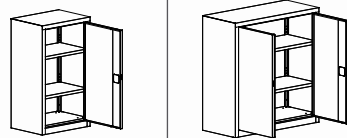
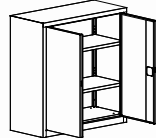
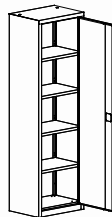
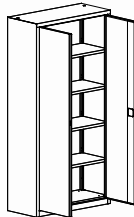
We offer a wide range of top cabinets. The width of top cabinets is adjusted to the width of standard cabinets. Available top cabinets:

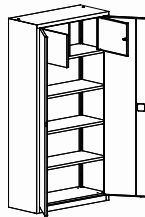
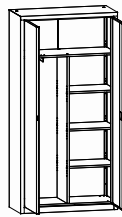
- 465 mm high – for 2 low rows of files,
- 810 mm high – for 2 rows of binders.

Top cabinets have one shelf adjustable every 25 mm ± 3 positions from the center position.

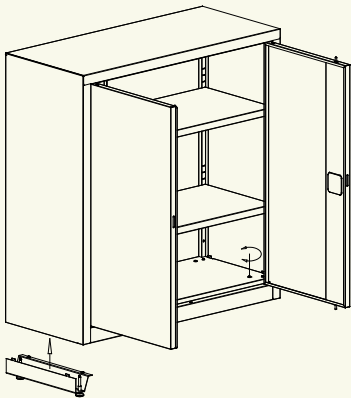


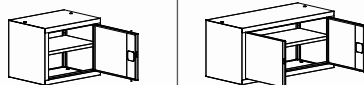
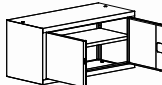
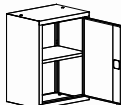
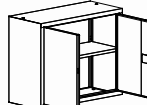
TECHNICAL SPECIFICATION

								
Designation	SBM 101 M	SBM 102 M	SBM 103 M	SBM 107 M	SBM 201 M	SBM 202 M	SBM 203 M	SBM 212 M
Code	SBM 01022203	SBM 02022303	SBM 03022303	SBM 04022303	SBM 01032204	SBM 02032304	SBM 03032304	SBM 04032304
Height (mm)	1040		1040		1990			
Width (mm)	600	800	1000	1200	600	800	1000	1200
Depth (mm)	435		435					
Cabinet's capacity	2 rows of binders		2 rows of binders		5 rows of binders			
Number of shelves	2		2		4			

					
Designation	SBM 204 M	SBM 213 M		SBM 206 M	SBM 215 M
Code	SBM 03032305	SBM 04032305		SBM 03032306	SBM 04032306
Height (mm)	1990			1990	
Width (mm)	1000	1200		1000	1200
Depth (mm)	435			435	
Cabinet's capacity	4 rows of binders + locker			1 row of binders + 4 in halves	
Number of shelves	3			4 shelves + wardrobe compartment	

For an extra charge, cabinets can be equipped with leveling feet, screwed to the bottom. They are regulated from the inside of the cabinet.



								
Designation	SBM 401 M	SBM 402 M	SBM 403 M	SBM 405 M	SBM 801 M	SBM 802 M	SBM 803 M	SBM 804 M
Code	SBM 01012202	SBM 02012302	SBM 03012302	SBM 04012302	SBM 01122202	SBM 02122302	SBM 03122302	SBM 04122302
Height (mm)	465		465		810			
Width (mm)	600	800	1000	1200	600	800	1000	1200
Depth (mm)	435		435					
Cabinet's capacity	2 low rows		2 low rows		2 rows of binders			
Number of shelves	1		1		1			

OFFICE FURNITURE

SBM OFFICE CABINETS WITH RETRACTABLE DOORS

The office cabinet with retractable doors significantly reduces the space needed to open the cabinet. The doors slide into sides of the cabinet. 2-point locking door handle (top and bottom of the door).

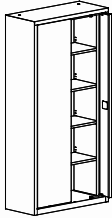
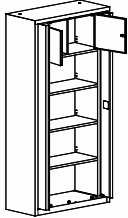
STANDARD EQUIPMENT:
Sbm 210 - standard equipment: 4 shelves adjustable every 25 mm ± 3 positions from the center position,
Sbm 211 - the two-door storage locker, welded, lockable with single-point cylinder lock, 3 adjustable shelves.

ADDITIONAL EQUIPMENT:
 Extendable shelf, full and frame drawer.

Maximum load capacity of shelf, drawer and frame drawer in cabinets with retractable doors is 40 kg.



TECHNICAL SPECIFICATION

		
Designation	SBM 210 M	SBM 211 M
Code	SBMC 03032804	SBMC 03032805
Height (mm)	1990	
Width (mm)	1000	
Depth (mm)	435	
Cabinet's capacity	5 rows of binders	4 rows of binders + locker
Number of shelves	4	3



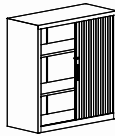
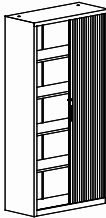
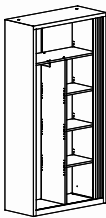
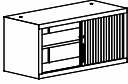
OFFICE FURNITURE

SBM OFFICE CABINETS WITH SHUTTER DOORS

Office cabinets thanks to elegant, silent and lightly sliding shutter doors are very popular in offices. Their functionality and a wide range of additional accessories ensure high flexibility in interior design. Shutter doors are made from plastic slats, with a latch lock with 2 keys. Maximum standard shelf's load capacity is 40 kg.



TECHNICAL SPECIFICATION

									
Designation	SBM 105 M	SBM 109 M		SBM 208 M	SBM 217 M	SBM 218 M	SBM 219 M	top mounted cabinet SBM 404 M	top mounted cabinet SBM 406 M
Code	SBMZ 03021703	SBMZ 04021703		SBMZ 03031704	SBMZ 04031704	SBMZ 03031706	SBMZ 04031706	SBMZ 03011702	SBMZ 04011702
Height (mm)	1040			1990				465	
Width (mm)	1000	1200		1000	1200	1000	1200	1000	1200
Depth (mm)	435			435					
Cabinet's capacity	2 rows of binders			5 rows of binders		1 row of binders + 4 in halves		2 low rows	
Number of shelves	2			4		4 shelves + wardrobe compartment		1	


OFFICE FURNITURE

SBM OFFICE CABINETS WITH SHUTTER DOORS

- The cabinet has shelves adjustable every 25 mm:
- **Sbm 208, 217, 218, 219:** 4 shelves adjustable ± 3 positions from the center position,
 - **Sbm 105, 109:** 2 shelves adjustable ± 4 positions from the center position,
 - **Sbm 701:** 2 shelves adjustable ± 3 positions from the center position,
 - **Sbm 404, 406:** 1 shelf ± 3 positions from the center position.

Maximum load capacity per shelf, extended shelf, drawer and frame drawer in cabinets with shutter doors is 40 kg.

STANDARD




Grey



Cream




Black



White



Silver



Beech

EXTRA CHARGE



OFFICE
FURNITURE

SBM OFFICE CABINETS WITH
SLIDING DOORS

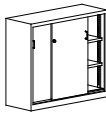
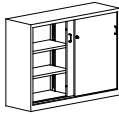
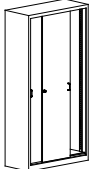

Office cabinets with sliding doors do not require any additional space to open, and their aesthetic value and reliability are appreciated by their users.

Sbm 222, 220, 221 – 4 shelves adjustable every 25 mm.
Sbm 112, 110, 111 – 2 shelves adjustable every 25 mm.

Cabinets are equipped with a cylindric lock and a door handle.



TECHNICAL SPECIFICATION

							
Designation	SBM 112	SBM 110		SBM 111	SBM 222	SBM 220	SBM 221
Code	SBMP 03020803	SBMP 4020803		SBMP 05020804	SBMP 03030804	SBMP 04030804	SBMP 05030820
Height (mm)	1040			1040	1990		
Width (mm)	1000	1200		1400	1000	1200	1400
Depth (mm)	435			435			
Cabinet's capacity	2 rows of binders			2 rows of binders	5 rows of binders		
Number of shelves	2			4 – 2 shelves on each side of the partition wall	4	8 – 4 shelves on each side of the partition wall	

OFFICE
FURNITURE

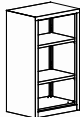
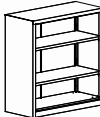
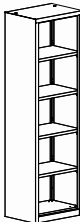
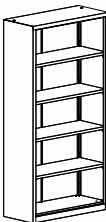
RZ CABINETS WITHOUT
DOORS


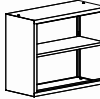

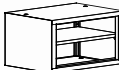
Cabinets without doors are very practical and popular in various kinds of offices. They combine the strength of metal office cabinets and easy access to stored documents.

- Racks equipped with shelves:
- small cabinets – RZ 101, 102, 103, 107 - 2 shelves adjustable every 25 mm ± 4 positions from the centre position,
 - high cabinets – RZ 201, 202, 203, 212 - 4 shelves adjustable every 25 mm ± 3 positions from the centre position.



TECHNICAL SPECIFICATION

									
Designation	RZ 101 lx	RZ 102 lx		RZ 103 lx	RZ 107 lx	RZ 201 lx	RZ 202 lx	RZ 203 lx	RZ 212 lx
Code	SBM 01022903	SBM 02022903		SBM 03022903	SBM 04022903	SBM 01032904	SBM 02032904	SBM 03032904	SBM 04032904
Height (mm)	1040			1040		1990			
Width (mm)	600	800		100	1200	600	800	1000	1200
Depth (mm)	435			435					
Cabinet's capacity	2 rows of binders			2 rows of binders		5 rows of binders			
Number of shelves	2		2		4				

Top cabinets										
	Designation	RZ 801 lx		RZ 802 lx	RZ 803 lx	RZ 804 lx	RZ 401 lx	RZ 402 lx	RZ 403 lx	RZ 405 lx
	Code	SBM 01122902		SBM 02122902	SBM 03122902	SBM 04122902	SBM 01012902	SBM 02012902	SBM 03012902	SBM 04012902
	Height (mm)	810		810		465				
	Width (mm)	600		800	1000	1200	600	800	1000	1200
	Depth (mm)	435		435						
	Cabinet's capacity	2 rows of binders		2 rows of binders		2 low rows				
Number of shelves	1		1							

OFFICE FURNITURE

ADDITIONAL EQUIPMENT

For office cabinets we often need some additional equipment:

- **additional shelf** - adjustable every 25 mm ± 3 positions (± 4 positions in small cabinets - Sbm 101, 102, 103, 107),
- **extendable shelf, drawer and frame drawer** - Adjustable every 25 mm ± 2 positions from the centre, mounted on full extension ball bearing slides.

Standard shelves' maximum load capacity:

- cabinets with wing doors - 60 kg, 80 kg (optional),
- cabinet with retractable doors and shutter doors - 40 kg.

There are also additional tops for office cabinets (choice of tops on page 102).

ADDITIONAL EQUIPMENT



shelf




extendable shelf



extendable drawer






extendable frame drawer for hanging files

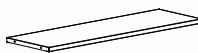
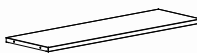


leveling feet



TECHNICAL SPECIFICATION

Shelf										
	Shelf 60 kg			Shelf 60 kg		Shelf 80 kg				
	Code	XSBM 18600101		XSBM 18640101	XSBM 18680101	XSBM 18720101	XSBM 22600901	XSBM 22640901	XSBM 22680901	XSBM 22720901
	Height (mm)	28		28		23				
	Width (mm)	594		794	994	1194	594	794	994	1194
	Depth (mm)	385		385						
Applicable to	SBM 101 M	SBM 102 M		SBM 103 M	SBM 107 M	SBM 101 M	SBM 102 M	SBM 103 M	SBM 107 M	

Shelf for cabinets with retractable and shutter doors				
	Shelf		Shelf	
	Code	XSBMZ 11200601	XSBMZ 11210601	XSBMZ 11190601
	Height (mm)	23		23
	Width (mm)	847	1047	647
	Depth (mm)	385		385
Applicable to	SBM 105 M /208 M/210 M	SBM 109 M		SBM 701



OFFICE FURNITURE

ADDITIONAL EQUIPMENT

For office cabinets we often need some additional equipment:

- **additional shelf** - adjustable every 25 mm ± 3 positions, ± 4 positions in small cabinets - Sbm 101, 102, 103, 107,
- **extendable shelf, framer drawer, full drawer**, - Adjustable every 25 mm ± 2 positions, mounted on full extension ball bearing slides.

The proposed elements allow to adjust each cabinet to match individual customers' needs.



Extendable shelf				
Designation	for cabinets with winged doors		for cabinets with winged doors	for cabinets with retractable/shutter doors
Code	XSBM 19761701	XSBM 19801701	XSBM 19841701	XSBM 19881701
Height (mm)	52		52	
Width (mm)	424	624	824	1024
Depth (mm)	370		370	
Applicable to	SBM 101 M	SBM 102 M	SBM 103 M	SBM 107 M



Frame drawer				
Designation	for cabinets with winged doors		for cabinets with winged doors	for cabinets with retractable/shutter doors
Code	XSBM 21920301	XSBM 21960301	XSBM 21A10301	XSBM 21A50301
Height (mm)	95		95	
Width (mm)	424	624	824	1024
Depth (mm)	358		358	
Applicable to	SBM 101 M	SBM 102 M	SBM 103 M	SBM 107 M



Shelf				
Designation	for cabinets with winged doors		for cabinets with winged doors	for cabinets with retractable/shutter doors
Code	XSBM 20761801	XSBM 20801801	XSBM 20841801	XSBM 20881801
Height (mm)	102		102	
Width (mm)	424	624	824	1024
Depth (mm)	370		370	
Applicable to	SBM 101 M	SBM 102 M	SBM 103 M	SBM 107 M

OFFICE FURNITURE

SKB CABINETS FOR DOCUMENTS AND FILES

Cabinets for documents and files are a perfect and practical combination of a cabinet for files with a cabinet for other documents.

Drawers are installed on double extension ball bearing slides, protected from falling out.

Cabinets have a special mechanism allowing for opening of only one of the drawers at a time which protects the cabinet against tipping.

Drawers are equipped with a central locking mechanism.

Maximum load capacity of each drawer is approx. 40 kg.

The cabinet is made of powder coated steel sheet and the bottom part of the cabinet is made of zinc galvanized steel sheet.

Door handle is equipped with lock securing cabinet in 2 points.

In the part for documents, the shelves are adjustable every 25 mm.



TECHNICAL SPECIFICATION

Designation	Skb 1		Skb 2	Skb 3
Code	SKB 01010201		SKB 01010202	SKB 01010203
Height (mm)	1990		1990	
Width (mm)	1000		1000	100
Depth (mm)	435		435	
Capacity of drawers	4 drawers for hanging files, A4 size, hanging horizontally		3 drawers for hanging files, A4 size, hanging horizontally	2 drawers for hanging files, A4 size, hanging horizontally
Number of shelves	1 shelf – for two rows of binders		2 shelves – for two rows of binders + 1 low shelf	2 shelves – for 3 rows of binders

OFFICE FURNITURE

SAM W REINFORCED CABINETS FOR DOCUMENTS

SZK 301 OG FILING CABINETS WITH INCREASED FIRE RESISTANCE

SAM W REINFORCED CABINETS FOR DOCUMENTS

This cabinet is filled with fireproof mineral wool – ideal for keeping important documents. The cabinet has filling protecting against fire. Doors are bolted – secured with certified lock in 'A' class.


For Sam W cabinets we offer - as an option:

- a compartment,
- an extendable shelf,
- a frame drawer.

It is also possible to anchor the cabinet to the floor, or to install a combination lock.

FILING CABINETS WITH INCREASED FIRE RESISTANCE

Double sheet steel cabinet. The space between cabinet sheets is filled with a fireproof material. Fire resistant filling significantly extends the time of fire access to the documents. Fireproof seal protects the cabinet's content from quick warming. It is possible to store A4, Folio, Grand Folio documents.



TECHNICAL SPECIFICATION

Designation	Szk 301og
Code	SZKW 01030301
Height (mm)	1380
Width (mm)	530
Depth (mm)	635
Number of shelves	4
Number of rows per drawer	1
Internal dimensions of drawers (mm)	H x W x D: 240 (front 318 mm) x 385 x 540
Maximal size of files (mm)	265 x 383


Designation	Sam W 1a	Sam W 2a	Sam W 3a
Code	SAMW 01010102	SAMW 02020203	SAMW 03020203
Height (mm)	1500	1950	1950
Width (mm)	700	950	1260
Depth (mm)	550		550
Cabinet's capacity	4 rows of binders	5 rows of binders	5 rows of binders
Number of shelves	3	4	4



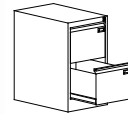
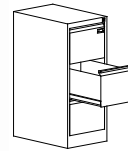
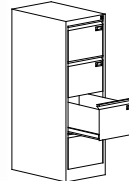
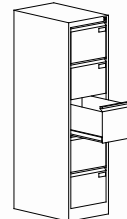
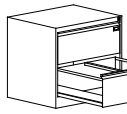
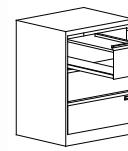
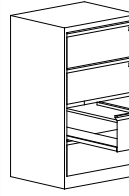
OFFICE
FURNITURE

SZK FILING CABINETS

Filing cabinets are made of steel sheet with a base made of zinc galvanized steel sheet. Drawers are installed on double extension ball bearing slides, protected against falling out. Cabinets have a special mechanism that allow for opening of only one of the drawers at a time which protects the cabinet against tipping. Drawers are equipped with a central locking mechanism. Maximum load capacity of each drawer is approx. 50 kg. There are self-adhesive cardholders available in relation to the number of drawers. Cabinets are equipped with the shims for leveling. Cabinets available in various price versions.



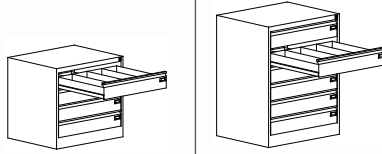
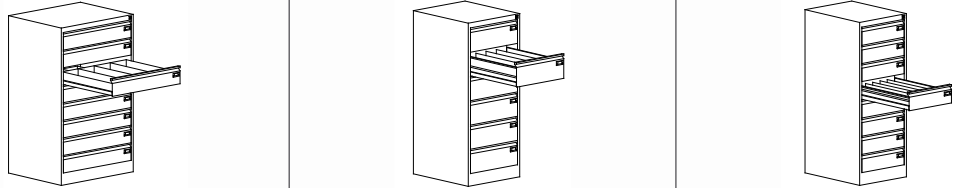
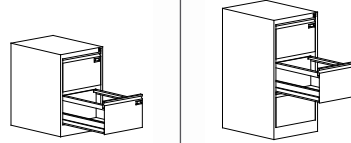
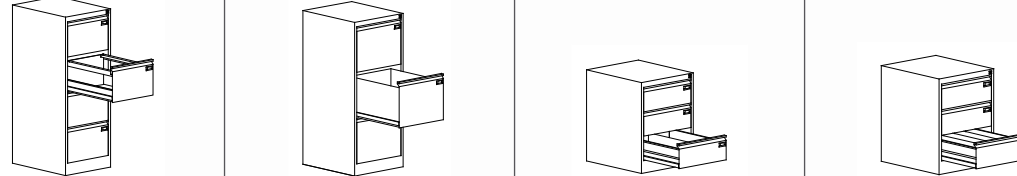
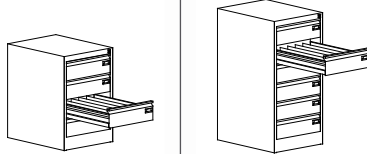
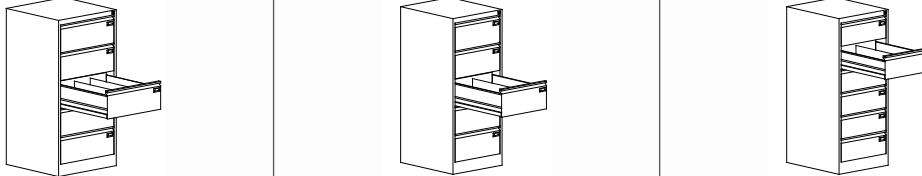
TECHNICAL SPECIFICATION

								
Designation	Szk 101	Szk 201		Szk 301	Szk 301/5	Szk 102	Szk 202	Szk 302
Code	SZK 01010101	SZK 01020201		SZK 01030301	SZK 01140401	SZK 02010801	SZK 02020901	SZK 02031001
Height (mm)	715	1000		1285	1568	715	1000	1285
Width (mm)	415			415		775		
Depth (mm)	630			630				
Number of shelves	2	3		4	5	2	3	4
Number of rows per drawer	1			1		2		
Internal dimensions of drawers (mm)	H x W x D: 244 (front 280 mm) x 330 x 585			H x W x D: 244 (front 280 mm) x 330 x 585		H x W x D: 244 (front 280 mm) x 690 x 585		
Size	A4			A4				

OFFICE
FURNITURE

FILING CABINETS

Additional equipment – available at an extra charge:
- supports for drawers,
- top plate (selection of plates on page 102).

			
Designation	Szk 103	Szk 203	Szk 303
Code	SZK 02011401	SZK 02021501	Szk 322
Height (mm)	715	1000	Szk 324
Width (mm)	775		1285
Depth (mm)	630		775
Number of shelves	4	6	520
Number of rows per drawer	4		470
Internal dimensions of drawers (mm)	H x W x D: 100 (front 137) x 690 x 585		630
Size	A6		8
			6
			4
			H x W x D: 100 (front 137) x 690 x 585
			H x W x D: 105 (front 223) x 432 x 585
			H x W x D: 95 (front 137) x 382 x 585
			A6
			180 x 105 mm
			130 x 72 mm
			
Designation	Szk 104	Szk 204	Szk 306
Code	SZK 04010501	SZK 04020601	Szk 3A3
Height (mm)	715	1000	Szk 114
Width (mm)	481		Szk 115
Depth (mm)	630		SZK 04030701
Number of shelves	2	3	SZK 05031701
Number of rows per drawer	1		SZK 06012302
Internal dimensions of drawers (mm)	H x W x D: 244 (front 280) x 398 x 585		SZK 06012602
Size	Din A4, Folio, Grand Folio		1240
			481
			535
			715
			520
			630
			4
			3
			3
			3
			1
			H x W x D: 244 (front 280) x 398 x 585
			H x W x D: 330 (front 365) x 450 x 585
			H x W x D: 105 (front 185) x 432 x 585
			H x W x D: 105 (front 185) x 432 x 585
			Din A4, Folio, Grand Folio
			A3
			180 x 213 mm
			180 x 105 mm
			
Designation	Szk 117	Szk 215	Szk 319
Code	SZK 07013102	SZK 07023202	Szk 320
Height (mm)	715	1000	Szk 321
Width (mm)	470		SZK 09032202
Depth (mm)	630		SZK 06032502
Number of shelves	4	6	Szk 321
Number of rows per drawer	5		SZK 06032402
Internal dimensions of drawers (mm)	H x W x D: 95 (front137) x 382 x 585		1285
Size	103 x 72 mm		610
			520
			630
			5
			6
			3
			2
			H x W x D: 150 (front 223) x 522 x 585
			H x W x D: 150 (front 223) x 432 x 585
			H x W x D: 105 (front 223) x 432 x 585
			215 x 170 mm
			215 x 213 mm
			180 x 213 mm

OFFICE
FURNITURE

FILING CABINETS

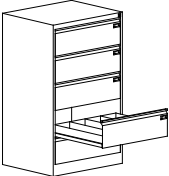
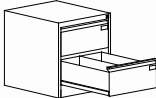
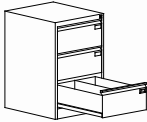

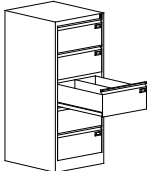
We provide very popular filing cabinets for A5 (horizontal and vertical) and B5 (horizontal) files. A great variety of possible heights allow for adjusting a cabinet to every interior and every need of users.

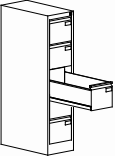
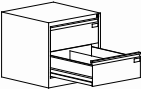
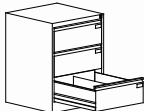
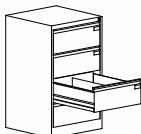
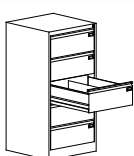
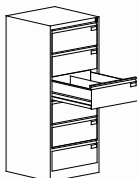
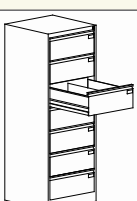
Additional equipment – available at an extra charge.

- drawers support,
- top plates (selection of the top plates on page 102).



TECHNICAL SPECIFICATION

						
Designation	Szk 305		Szk 304/2	Szk 304/3	Szk 304/4	Szk 304
Code	SZK 02031301		SZK 03063401	SZK 03073501	SZK 03083601	SZK 03031101
Height (mm)	1285		605	830	1060	1285
Width (mm)	775		545			
Depth (mm)	630		630			
Number of shelves	5		2	3	4	5
Number of rows per drawer	4		2			
Internal dimensions of drawers (mm)	H x W x D: 100 (front 223) x 690 x 585		H x W x D: 187 (front 223) x 460 x 585			
Size	A5 vertically		A5 horizontally			

								
Designation	Szk 318/1/5	Szk 318/2		Szk 318/3	Szk 318/4	Szk 318	Szk 318/6	Szk 318/7
Code	SZK 11035002	SZK 09064502		SZK 09074602	SZK 09084702	SZK 09032102	SZK 09134802	SZK 09154902
Height (mm)	1285	605		830	1060	1285	1510	1740
Width (mm)	345	610		610				
Depth (mm)	630			630				
Number of shelves	5	2		3	4	5	6	7
Number of rows per drawer	1	2		2				
Internal dimensions of drawers (mm)	H x W x D: 150 (front 223) x 262 x 585	H x W x D: 150 (front 223) x 522 x 585		H x W x D: 150 (front 223) x 522 x 585				
Size	B5 vertically			B5 horizontally				

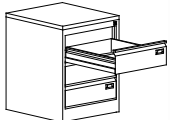
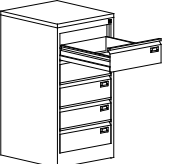
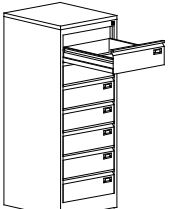
OFFICE FURNITURE

SCD CABINETS FOR CDS

CD 's can be kept in three rows – 22 discs in each row. CD's supporters inside the drawer are movable. Each drawer can be labelled with self-adhesive card holders placed on the front of each drawer. Drawer's full extension allow for an easy access to all CD's. Drawers are equipped with a central locking mechanism. Drawers are installed on double extension telescopic ball bearing slides, protected against falling out. Top plate as standard. Selection of top plates on page 102.



TECHNICAL SPECIFICATION

				
Designation	Scd 33		Scd 35	Scd 37
Code	SZK 08041802		SZK 08051902	SZK 08032002
Height (mm)	630		956	1285
Width (mm)	505		505	505
Depth (mm)	565		565	565
Number of shelves	3		5	7
Number of rows per drawer	3		3	3
Internal dimensions of drawers (mm)	height x depth 155 x 505		height x depth 155 x 505	
Number of stored discs	3 rows x 22 x 3 drawers = 198 discs		3 rows x 22 x 5 drawers = 330 discs	3 rows x 22 x 7 drawers = 462 discs

OFFICE
FURNITURE

SRM DRAWING CABINETS

Cabinets for drawings, maps, printing plates and technical documentation that ensure safe, practical and organized storage of these materials. Cabinets are designed for A0/ A1 sizes.

For individual requirements of our customers we are able to divide drawers, with additional partitions, into various sizes – from A4 to A1.

Maximum load capacity of each drawer is approximately 50 kg.

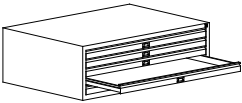
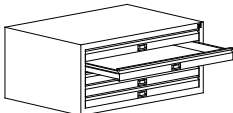
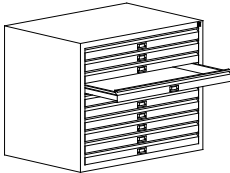

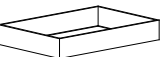
Drawers are installed on full extension ball bearing slides protected against falling out.

Center cylinder lock secures all drawers.

The cabinets can be placed directly on the floor or on the socles.



TECHNICAL SPECIFICATION

						
Designation	Srm 100		Srm 101	Srm 201	Srm 100 socle	Srm 101, Srm 201 socle
Code	SRM 02010102		SRM 01010102	SRM 01020102	CSRM 0201	CSRM 0101
Height (mm)	425		425	770	140	
Width (mm)	1315		970		1290	945
Depth (mm)	920		670		895	645
Internal dimensions of drawers (mm)	height x width x depth 45 x 1235 x 895		height x width x depth 45 x 890 x 630		-	
Number of drawers	5		5	10	-	
Size	A0		A1		A0	A1

OFFICE FURNITURE

CLASSROOM FURNISHING E-CLASS

CLASSROOM FURNISHING

Cabinets designed for keeping and sorting documents, mails etc. They are perfectly suitable for places such as reading rooms or staffrooms, e.g. to store registers.

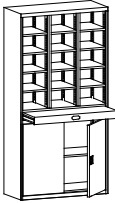
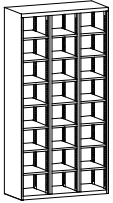
The cabinets are equipped with adjustable shelves. The Sbmk 1 cabinet is additionally equipped with an extendable desk and a locked compartment.

E-CLASS

We offer complex furnishing of modern multimedia classrooms. Our offer includes: laptop and tablet lockers and trolleys. Modern desks, lockers with compartments for books and school supplies, filing cabinets.



TECHNICAL SPECIFICATION

			
Designation	Sbmk1		Sbmk2
Code	SBMK 01010202		SBMK 01010101
Height (mm)	1990		1990
Width (mm)	1000		1000
Depth (mm)	435		435
Number of shelves	12		21



OFFICE FURNITURE

SKT CABINETS FOR CATALOGUES

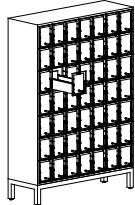
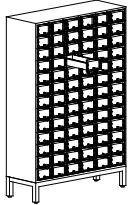
Cabinets for catalogues cards allow to organize and systematize collections in each library. Body of the cabinet is made of sheet steel, painted powder paint.

Cabinet equipped with extended drawers on ball bearing slides, with see-through front made of plexi glass, adapted to catalogue cards of size 110 x 170 mm (Skt 1) or cards of size 125 x 75 mm (Skt 2).Drawers are protected against removing the cards.

Cabinets are placed on a base, made of 40 x 40 mm closed profile with adjustable height.



TECHNICAL SPECIFICATION


			
Designation	Skt 1		Skt 2
Code	SKT 01010101		SKT 02020102
Height (mm)	1645		1635
Width (mm)	1150		1080
Depth (mm)	390		390
Internal dimensions of drawers (mm)	H x W x D: 95 (front 190) x 120 x 350		H x W x D: 65 (front 90) x 135 x 350
Number of shelves	49		78
Maximal size of files	110 x 170		125 x 75



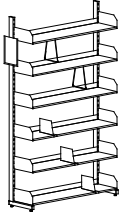
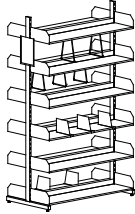
OFFICE FURNITURE

LIBRARY RACKS

Library racks – ideal for reading rooms. Racks are equipped with vertical separators and supports for books, newspapers and other documents, with information label on each module. Rack's frame is made of steel closed profile. Adjustable feet. Shelves adjustable every 50 mm. Racks are produced in two versions – as single side and double side racks.



TECHNICAL SPECIFICATION

			
Designation	Rmb 1		Rmb 2
Code	RMB 0101010101		RMB 0101010201
Height (mm)	2060		2060
Width (mm)	1030		1030
Depth (mm)	310		560
Number of shelves	6		12 (6 on each side)
Equipment	compartments – 12, book supports – 6		compartments – 24, book supports - 12



OFFICE
FURNITURE

STB OFFICE DESKS

Thanks to its minimalistic form and timeless design STB COMFORT desks match all interiors.

Desks are based on solid 50 x 50 mm square profile legs. Table legs are equipped with adjustable feet allowing for height leveling.

The cable duct under the top allow to store cables, power supply or power strip in an aesthetic way.

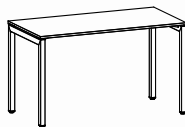
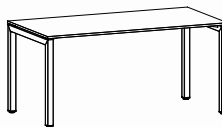
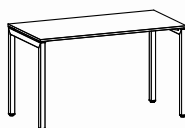
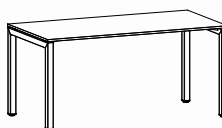
Table tops are made of top-quality 18 mm thick melamine covered board or 16 mm thick MDF board.

Black veneer of tops' edges stress the unique character of STB comfort office desks.

Tables are delivered in parts for an easy assembly.



TECHNICAL SPECIFICATION

						
Designation	Stb 1060		Stb 1260	Stb 1460	Stb 1660	Stb 1860
Code	MST 0101010101		MST 0201010101	MST 0301010101	MST 0401010101	MST 0501010101
Height (mm)	745÷770		745÷770			
Width (mm)	1000		1200	1400	1600	1800
Depth (mm)	600		600			
						
Designation	Stb 1080		Stb 1280	Stb 1480	Stb 1680	Stb 1880
Code	MST 0601010101		MST 0701010101	MST 0801010101	MST 0901010101	MST 1001010101
Height (mm)	745÷770		745÷770			
Width (mm)	1000		1200	1400	1600	1800
Depth (mm)	800		800			

OFFICE
FURNITURE

DESKS CONNECTORS

Available options of desks equipment:

- perforated front cover,
- desks connectors,
- accessories: cable connector, cable duct.

Desk connectors configuration:

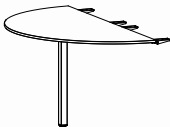

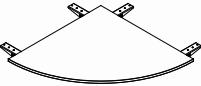
- half-round connector,
- quarter round connector.



To improve comfort of a user it is possible to order front covers. These covers allow to hide from view things that are under the desk and additionally, they separate legs of interlocutors. Front covers are made of the powder coated metal sheet. Holes in the cover are cut with laser, what aesthetically distinguishes them from other metal covers.

Thanks to desk connectors it is possible to adjust desk arrangement depending on space and shape of a room.



TECHNICAL SPECIFICATION

					
Designation	half-round connector 60		half-round connector 80	quarter round connector 60	quarter round connector 80
Code	XMST 02060202		XMST 02070202	XMST 03080202	XMST 03090202
Height (mm)	745÷770		745÷770		
Width (mm)	1200		1600	600	800
Depth (mm)	600		800	600	800

						
Designation	front cover 10		front cover 12	front cover 14	front cover 16	front cover 18
Code	XMST 01010101		XMST 01020101	XMST 01030101	XMST 01040101	XMST 01050101
Height (mm)	330		330			
Width (mm)	846	1046	1246	1446	1646	

OFFICE
FURNITURE

SZP MOBILE PEDESTALS

Mobile pedestals of proved quality allow for practical furnish of office space.
Thanks to the application of the highest quality steel, SZP mobile pedestals are extremely long-lasting and stable.
Full extension ball bearings slides provide smooth and simple extension of drawers.
SZP mobile pedestals are equipped with central locking system opening and closing all the drawers at the same time.

Available mobile pedestals:
- lower (520 mm high), able to be used as a seat,
- higher (663 mm high) allow to use the space under the desk to the maximum.

The top of SZP mobile pedestals is made of 18 mm thick melamine covered board or 16 mm MDF board.
Possibility to choose either metal or melamine fronts make it possible to adjust them to each interior.

We offer two types of containers: with 2 and 3 drawers.
Pedestals equipped with 4 swivel wheels, including 2 wheels with brakes. They can be covered with melamine top or optionally MDF.
Drawers are installed on full extension ball bearing slides - 45 kg load capacity.





Drawers' size: 330 x 420 mm.

Pedestals are locked with a central lock placed on the right side of a pedestal.

Mobile pedestal's accessories:
- plastic pencil box as an insert,
- drawers' fronts made of melamine covered board.



TECHNICAL SPECIFICATION

					
Designation	Szp 520		Szp 530	Szp 630	Szp 640
Code	MSZP 0101010101		MSZP 0101020101	MSZP 0102030101	MSZP 0102040101
Height (mm)	517		517	662	
Width (mm)	417		417		
Depth (mm)	556		556		
Equipment	1 high drawer 1 low drawer		3 low drawers	1 high drawer 2 low drawers	4 low drawers

OFFICE FURNITURE

TABLE TOPS

Table tops have a wide range of application in offices or open-space objects. They are characterized by a modern design and ergonomics. Legs of the table are equipped with leveling feet. The construction enables to hide cables in cable ducts. Tops are made of 18 mm thick melamine or optionally 16 mm thick MDF board.

COLOURS OF TOPS:

- Grey,
- Cream,
- White,
- Black,
- Beech (at an extra cost).

Sides covered with black veneer.

CABLE DUCT:

A horizontal structural beam under the top strengthens the stiffness of the construction and serves as a horizontal channel allowing for an aesthetic hiding of wires. This ensures that all your cables are in their place and workplace looks exceptionally aesthetic.


STANDARD



Grey




Cream



White



Black



Beech

AT AN EXTRA COST



OFFICE FURNITURE

TOWER PEDESTALS

Tower pedestals designed to store the most necessary documents and items. This allows to keep the workplace clean.

Low tower pedestal is an extension of a workplace. Low tower pedestal has one row for binders, extendable shelf and lockable compartment in the upper part for personal items. The front panel has a handle and a lock with two keys.

High tower pedestal separates workplaces providing discretion, noise reduction and better working conditions. High tower pedestal has 3 rows for binders, extendable shelf and lockable compartment in the upper part for personal items. The front panel has a handle and a lock with two keys.

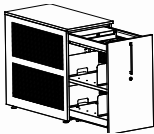
All tower pedestals are made of steel with a choice of fronts and tops made entirely of metal or board (colour range like for tops in STB Comfort series).

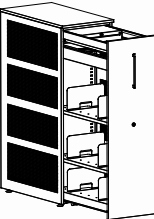
On special order we can produce tower pedestal with perforations and/ or sound insulation.

MOBILE PEDESTALS WITH UPHOLSTERED SEAT



Mobile pedestals with upholstered seat allow to store important items and to be used as a seat at the same time. They are perfect for modern offices where comfort is as important as free exchange of information. A person approaching the desk doesn't have to stand, during the conversation, and the person sitting behind the desk do not feel uncomfortable in such situation when one person is sitting while the other one is standing. As a standard, the seat is mounted to the container with magnets, what facilitates cleaning the seat.



Low tower pedestal		
Description	CB 748	CB 748
Code	CB 0206061700	CB 0206061706
Heigh (mm)	750	750
Width (mm)	438	438
Depth (mm)	800	800
Equipment	- metal top and front - 1 shelf - 2 small compartments in the top	- melamine top and front - 1 półka - 2 small compartments in the top

High tower pedestal		
Description	CB 1348	CB 1348
Code	CB 0207061805	CB 0207061806
Heigh (mm)	1320	1320
Width (mm)	438	438
Depth (mm)	800	800
Equipment	- metal top and front - 2 shelves - 2 small compartments in the top	- melamine top and front - 2 shelves - 2 small compartments in the top

TECHNICAL SPECIFICATION

Mobile pedestal			
Description	Szp 522s	Szp 520s	Szp 532s
Code	MSZ 0103010401	MSZ 0103010402	MSZ 0103020401
Heigh (mm)	550	550	550
Width (mm)	420	420	420
Depth (mm)	556	556	556
Equipment	- seat with magnets - metal front - 1 high drawer - 1 low drawer	- seat with magnets - metal front - 1 high drawer - 1 low drawer	- seat with magnets - metal front - 3 low drawers

MEDIAPORTS

Mediaports with possibility of connecting the most important media directly to sockets placed in a table. Lockable cover with brush pass allows for ergonomic use of mediaport, both in the open and closed position. We give to you the possibility of any configuration of necessary slots.



POWER SOCKETS:
Mediaport can be equipped in slots: round with pin, max. loading 16A/230V; round SCHUKO, max. 16A/230V

COMPUTER SLOTS
Mediaport can be equipped in moduls with slots: RJ45 cat.5e or cat.6 screen, RJ12 telephone slot, USB-A or USB-B, Chinch, HDMI, Mini Jack, VGA, BNC, Sat (F), TV, S-Video, Optic, backlit power switch.
Mediaport can be equipped with 2 to 10 media modules.

SOCIAL FURNITURE

*Furniture
you can depend on*



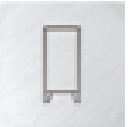
SOCIAL FURNITURE

CONTENTS

SUM W Wardrobe lockers	110
SUL W Wardrobe lockers	118
SUS W Lockers with compartments	124
SUS W Lockers with compartments - 300 mm module	126
SUS W Lockers with compartments - 400 mm module	130
Slanted tops and socles for WSU wardrobe lockers	134
Benches for WSU wardrobe lockers	136
School lockers	140
Laptop trolleys	146
Tablet trolleys	148
School desks	150
Laptop and mobile phones lockers	152
Social lockers with MDF doors	154
Canteen lockers	158
KBS Lockers for cleaning purposes	160
SMD Lockers for cleaning staff	162
MPO Metal recycling bin	164
Lockers for fire fighters	166
Army wardrobe	168
Wardrobes with heating and ventilation for clothes drying	170
Sports furniture	172
Tables, benches, chairs and stands	176
School chairs	178
School desks, blackboards	180
Bespoke furniture – examples	182

Metal social furniture guarantees functionality and an aesthetic value of social spaces in factories, schools, sports halls, fitness clubs, swimming pools etc. Proper arrangement of those rooms, taking into consideration a wide range of requirements and needs, guarantees a sense of well-being and increases the standards of workplace.

The main advantage of SUM W, SUS W, SUL W lockers produced on the new line is advanced construction based on closed profiles, which are implemented in sides of doors, in the middle of the body and in the bottom of a locker. Lockers are certified, approved and they meet EU safety standards. Doors perforation registered as an industrial design.



Wardrobes on legs



Wardrobes with slanted top



Height-adjustable feet



The possibility of hanging clothes



On wheels



Made of galvanized steel sheet



Made of acid proof stainless steel sheet



Made of stainless steel sheet



Various types of locks



Master system



With electrical components - safe




Ventilation and ventilation with heating



Standard equipment



Standard equipment




Door opening angle 180°



110° Door swing angle



Possibility of fixing



Possibility of mounting to a wall

SOCIAL FURNITURE

SUM W WARDROBE LOCKERS

Wardrobe lockers allow to furnish social rooms in a functional and aesthetic way. Wide range of products guarantees fulfilling even the most varied users' needs. A modern design perforation system allows free air circulation. Welded construction based on closed profiles affects the rigidity of the lockers.

SUM W WARDROBE LOCKERS ARE MADE IN TWO WIDTHS:

- 300 mm,
- 400 mm (with internal partition wall to separate clean and dirty clothes).

STANDARD EQUIPMENT:

- a bar with hooks,
- a hook for towel,
- a mirror,
- a self adhesive nameplate,
- a shelf above the bar,
- an internal partition (in 400 mm wide modules).




MEDALIST WARDROBES

STANDARD EQUIPMENT




a bar with hooks



a hook for towel



a mirror



a self adhesive nameplate



a shelf



an internal partition
(in 400 mm wide modules)



SOCIAL FURNITURE

SUM W WARDROBE LOCKERS

Thanks to additional equipment our social lockers meet customer's requirements and expectations in 100%.

Slanted tops help maintain cleanness, socles and benches provide the functionality and ergonomics.

Seats of the benches consist of three wooden slats coated with clear varnish or three plastic slats.

All benches increase the height of the cabinet by 390 mm.



ADDITIONAL EQUIPMENT



slanted top



socle screwed to the lockers
(140 mm high)



leg frame
(140 mm high)



base without seat
equipped with
adjustable feet



base with seat equipped
with adjustable feet



base with seat equipped
with adjustable feet
– economical version



extendable bench
equipped with adjustable
feet



base without seat
equipped with adjustable
feet
– economical version

TYPES OF LOCKS

In social wardrobes it is possible to have a keylock (C) or a handle which is adapted to hang a padlock (D) on it.



It is possible to order lockers with MASTER key which allows opening certain number of locks.

Locks available at an extra cost:


- cylindrical moisture-resistant lock,
- coin locks (E) – return coin lock (F) or non-return coin locks (G),
- mechanical (H) and electronic code locks (I) and others – on customer's request.



3-point cylinder lock (A)



1-point cylinder lock (B)



SOCIAL FURNITURE

SUM W WARDROBE LOCKERS

- ADVANTAGES OF SUM W WARDROBES:
- wide range of equipment as a standard,
 - 16 colours at no extra cost,
 - various types of locks to choose,
 - socles, bases, legs, slanted tops etc.,
 - increased usable space,
 - seals of approval, certificates, declarations.



MEDALIST WARDROBES

ADVANTAGES OF SUM W WARDROBES




standard wide range of equipment



16 colours at no extra cost



various types of locks to choose



socles, bases, legs, slanted tops etc.



different price versions

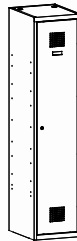

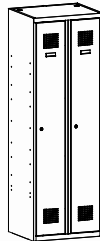
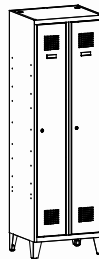
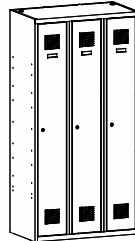
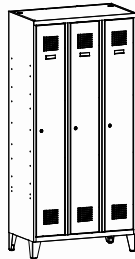
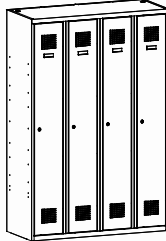



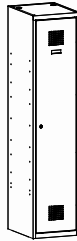
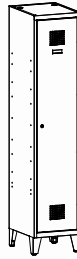
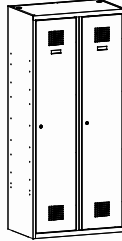
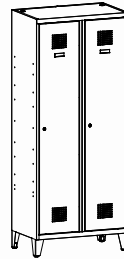
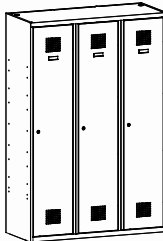
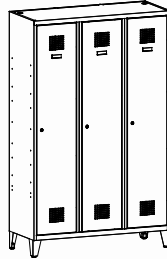
seals of approval, certificates, declarations

SOCIAL FURNITURE

SUM W WARDROBE LOCKERS



SUM W Wardrobe lockers									
	Sum 310 W	Sum 311 W		Sum 320 W	Sum 321 W	Sum 330 W	Sum 331 W	Sum 340 W	Sum 341 W
	WSU 0101020102	WSU 0101020202		WSU 0102020102	WSU 0102020202	WSU 0103020102	WSU 0103020202	WSU 0104020102	WSU 0104020202
	1800	1940		1800	1940	1800	1940	1800	1940
	300			600		900		1200	
	500			500					
	1			2		3		4	
1		2		3		4			
Legs	-	+		-	+	-	+	-	+

SUM W Wardrobe lockers							
	Sum 410 W	Sum 411 W		Sum 420 W	Sum 421 W	Sum 430 W	Sum 431 W
	WSU 0201020103	WSU 0201020103		WSU 0202020103	WSU 0202020203	WSU 0203020103	WSU 0203020203
	1800	1940		1800	1940	1800	1940
	400			800		1200	
	500			500			
	1			2		3	
1		2		3			
Legs	-	+	-	+	-	+	



SOCIAL FURNITURE

SUL W WARDROBE LOCKERS

In order to make use of small spaces such as cloak-rooms, an ideal solution is our L-shape wardrobe locker.

Thanks to SUL W wardrobe lockers, one can place twice as many wardrobe compartments as with wardrobe lock-ers.

Welded construction based on closed profiles affects the rigidity of the wardrobes.



ADVANTAGES OF SUL W WARDROBES



MEDALIST WARDROBES



standard wide range
of equipment



16 colours at
no extra cost



various types of locks
to choose



socles, bases, legs,
slanted tops etc.



different price versions



seals of approval,
certificates, declarations

SOCIAL FURNITURE

SUL W WARDROBE LOCKERS

SUL W wardrobe lockers are produced in two types of module width:

- 300 mm,
- 400 mm.

A modern design perforation system allows free air circulation.

Available locks: 1-point lock.



STANDARD EQUIPMENT



MEDALIST WARDROBES



1-point lock



a bar with hook



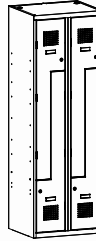
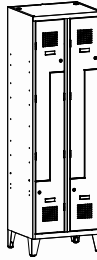
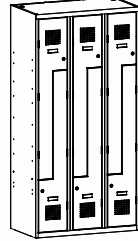
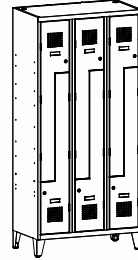
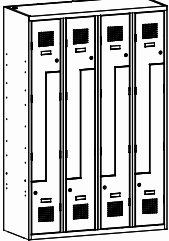
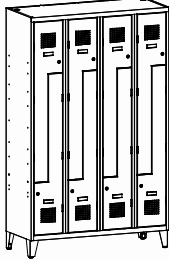


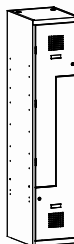
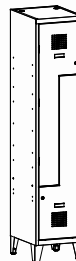
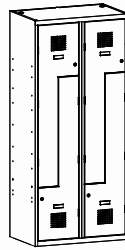
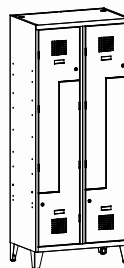
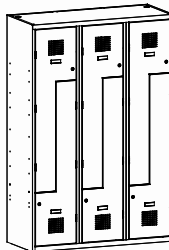
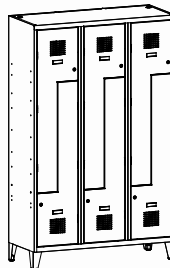
a self-adhesive nameplate

SOCIAL FURNITURE

SUL W WARDROBE LOCKERS



SUM W Wardrobe lockers										
	Designation	SUL 31 W		SUL 31 W	SUL 32 W	SUL 32 W	SUL 33 W	SUL 33 W	SUL 34 W	SUL 34 W
	Code	WSU 0306030104		WSU 0306030204	WSU 0306030204	WSU 0307030204	WSU 0308030104	WSU 0308030204	WSU 0309030104	WSU 0309030204
	Height (mm)	1800		1940	1800	1940	1800	1940	1800	1940
	Width (mm)	300		600		900		1200		
	Depth (mm)	500		500						
	Number of units	2		4		6		8		
	Number of doors	2		4		6		8		
Legs	-	+		-	+	-	+	-	+	

SUM W Wardrobe lockers								
	Designation	SUL 41 W		SUL 41 W	SUL 42 W	SUL 42 W	SUL 43 W	SUL 43 W
	Code	WSU 0406030104		WSU 0406030204	WSU 0407030104	WSU 0407030204	WSU 0408030104	WSU 0408030204
	Height (mm)	1800		1940	1800	1940	1800	1940
	Width (mm)	400		800		1200		
	Depth (mm)	500			500			
	Number of units	2		4		6		
	Number of doors	2		4		6		
Legs	-	+	-	+	-	+		



SOCIAL FURNITURE

SUS W WARDROBE LOCKERS

Lockers with compartments, thanks to their functionality, variety and aesthetic qualities can be used in a wide range of facilities, e.g. in cloakrooms, kindergartens, schools, boarding schools, swimming pools, fitness clubs, gyms, railway stations, workplaces - for storing briefcases, handbags, helmets etc.

Welded construction based on closed profiles affects the rigidity of the wardrobes.



ADVANTAGES OF SUS W WARDROBES



MEDALIST WARDROBES




standard wide range of equipment



16 colours at no extra cost



various types of locks to choose



socles, bases, legs, slanted tops etc.



different price versions



seals of approval, certificates, declarations

SOCIAL
FURNITURE

SUS W WARDROBE LOCKERS
- 300 mm wide module

Depending on customers' needs we offer different types of SUS W lockers with compartments:

- 300 and 400 mm wide modules,
- various number of compartments: from 2 up to 20.


A modern design perforation system allows free air circulation.



STANDARD EQUIPMENT



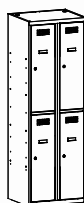







bar with hooks (in lockers with two compartments per module)



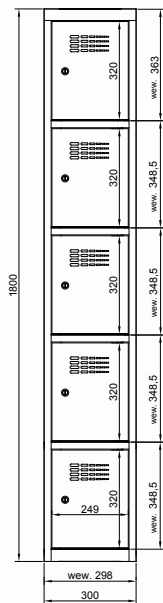
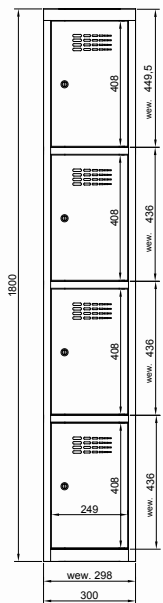
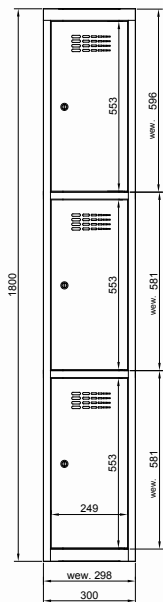
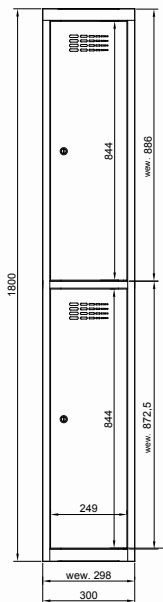
self adhesive nameplate

TECHNICAL SPECIFICATION


















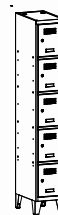
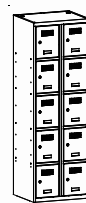
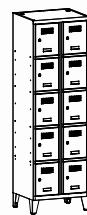




300 mm wide modules										
	Designation	SUS 312 W		SUS 312 W n	SUS 322 W	SUS 322 W n	SUS 332 W	SUS 332 W n	SUS 342 W	SUS 342 W n
	Code	WSU 0106020104		WSU 0106020204	WSU 0107020104	WSU 0107020204	WSU 0108020104	WSU 0108020204	WSU 0109020104	WSU 0109020204
	Height (mm)	1800		1940	1800	1940	1800	1940	1800	1940
	Width (mm)	300		600		900		1200		
	Depth (mm)	500		500						
	Number of units	1		2		3		4		
	Number of doors	2		4		6		8		
Legs	-	+	-	+	-	+	-	+		

SOCIAL FURNITURE

SUS W WARDROBE LOCKERS - 300 mm wide module



TECHNICAL SPECIFICATION

300 mm wide modules										
	Designation	SUS 313 W		SUS 313 W n	SUS 323 W	SUS 323 W n	SUS 333 W	SUS 333 W n	SUS 343 W	SUS 343 W n
	Code	WSU 0111020101		WSU 0111020201	WSU 0112020101	WSU 0112020201	WSU 0113020101	WSU 0113020201	WSU 0114020101	WSU 0114020201
	Height (mm)	1800		1940	1800	1940	1800	1940	1800	1940
	Width (mm)	300		600		900		1200		
	Depth (mm)	500		500		500		500		
	Number of units	1		2		3		4		
Number of doors	3		6		9		12			
Legs	-	+	-	+	-	+	-	+		
300 mm wide modules										
	Designation	SUS 314 W		SUS 314 W n	SUS 324 W	SUS 324 W n	SUS 334 W	SUS 334 W n	SUS 344 W	SUS 344 W n
	Code	WSU 0116020101		WSU 0116020201	WSU 0117020101	WSU 0117020201	WSU 0118020101	WSU 0118020201	WSU 0119020101	WSU 0119020201
	Height (mm)	1800		1940	1800	1940	1800	1940	1800	1940
	Width (mm)	300		600		900		1200		
	Depth (mm)	500		500		500		500		
	Number of units	1		2		3		4		
Number of doors	4		8		12		16			
Legs	-	+	-	+	-	+	-	+		
300 mm wide modules										
	Designation	SUS 315 W		SUS 315 W n	SUS 325 W	SUS 325 W n	SUS 335 W	SUS 335 W n	SUS 345 W	SUS 345 W n
	Code	WSU 0121020101		WSU 0121020201	WSU 0122020101	WSU 0122020201	WSU 0123020101	WSU 0123020201	WSU 0124020101	WSU 0124020201
	Height (mm)	1800		1940	1800	1940	1800	1940	1800	1940
	Width (mm)	300		600		900		1200		
	Depth (mm)	500		500		500		500		
	Number of units	1		2		3		4		
Number of doors	5		10		15		20			
Legs	-	+	-	+	-	+	-	+		

SOCIAL
FURNITURE

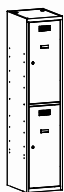

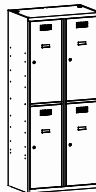
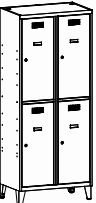
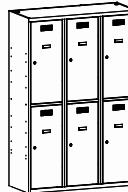

SUS W WARDROBE LOCKERS
- 400 mm wide module



TECHNICAL SPECIFICATION

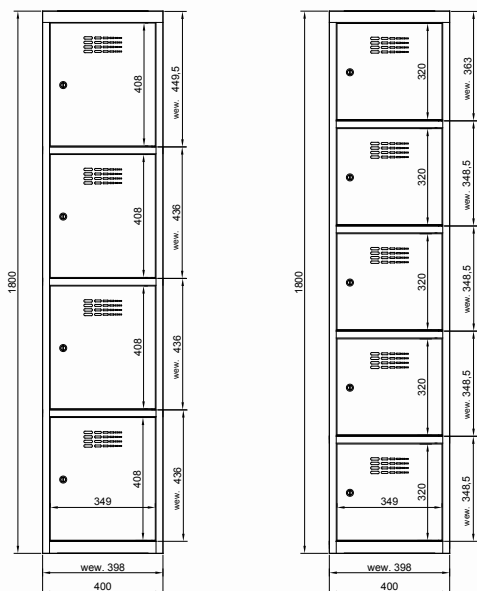
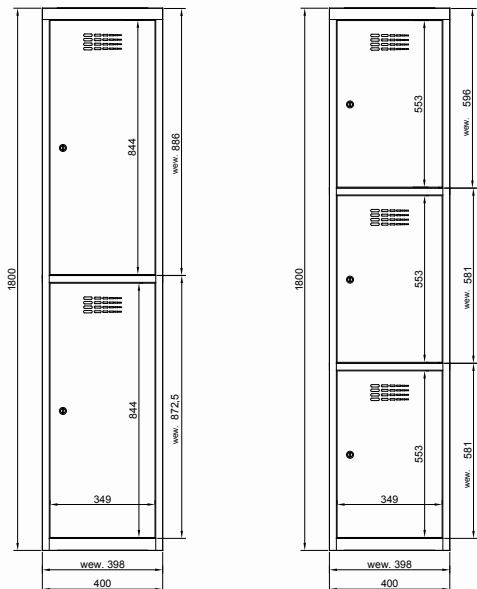


MEDALIST WARDROBES






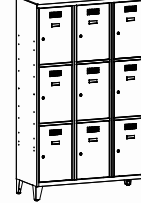
400 mm wide modules								
	Designation	SUS 412 W		SUS 412 W n	SUS 422 W	SUS 422 W n	SUS 432 W	SUS 432 W n
	Code	WSU 0206020104		WSU 0206020204	WSU 0207020104	WSU 0207020204	WSU 0208020104	WSU 0208020204
	Height (mm)	1800		1940	1800	1940	1800	1940
	Width (mm)	400		800		1200		
	Depth (mm)	500		500				
	Number of units	1		2		3		
	Number of doors	2		4		6		
Legs	-	+		-	+	-	+	







SOCIAL FURNITURE



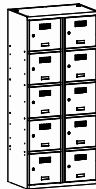


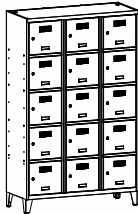
SUS W WARDROBE LOCKERS - 400 mm wide module



TECHNICAL SPECIFICATION

400 mm wide modules								
	Designation	SUS 413 W		SUS 413 W	SUS 423 W	SUS 423 W	SUS 433 W	SUS 433 W
	Code	WSU 0211020101		WSU 0211020201	WSU 0212020101	WSU 0212020201	WSU 0213020101	WSU 0213020201
	Height (mm)	1800		1940	1800	1940	1800	1940
	Width (mm)	400		800		1200		
	Depth (mm)	500		500				
	Number of units	1		2		3		
Number of doors	3		6		9			
Legs	-	+		-	+	-	+	

400 mm wide modules								
	Designation	SUS 414 W		SUS 414 W	SUS 424 W	SUS 424 W	SUS 434 W	SUS 434 W
	Code	WSU 0216020101		WSU 0216020201	WSU 0217020101	WSU 0217020201	WSU 0218020101	WSU 0218020201
	Height (mm)	1800		1940	1800	1940	1800	1940
	Width (mm)	400		800		1200		
	Depth (mm)	500		500				
	Number of units	1		2		3		
	Number of doors	4		8		12		
Legs	-	+		-	+	-	+	

400 mm wide modules								
	Designation	SUS 415 W		SUS 415 W	SUS 425 W	SUS 425 W	SUS 435 W	SUS 435 W
	Code	WSU 0221020101		WSU 0221020201	WSU 0222020101	WSU 0222020201	WSU 0223020101	WSU 0223020201
	Height (mm)	1800		1940	1800	1940	1800	1940
	Width (mm)	400		800		1200		
	Depth (mm)	500		500				
	Number of units	1		2		3		
Number of doors	5		10		15			
Legs	-	+		-	+	-	+	




SOCIAL
FURNITURE

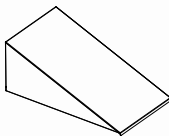
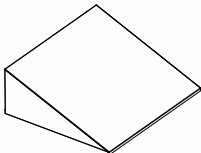
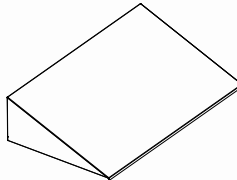
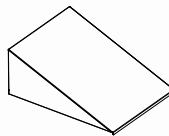
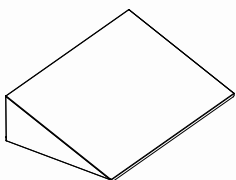
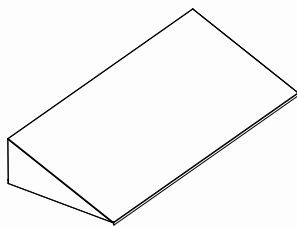
SLANTED TOPS AND SOCLES
FOR WSU WARDROBE LOCKERS

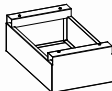
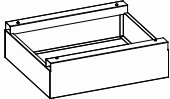


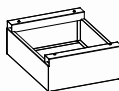
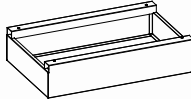

Wardrobe lockers can be equipped with slanted tops that help to maintain cleanness in social spaces.


- Slanted tops help to maintain the cleanness on top of the locker by making it easy to sweep and to dust.
- Simple assembly - with latches.



TECHNICAL SPECIFICATION

Slanted tops								
	Designation	D310 W		D320 W	D330 W	D410 W	D420 W	D430 W
	Code	DWSU 010101		DWSU 010102	DWSU 010103	DWSU 020101	DWSU 020102	DWSU 020103
	Height (mm)	200		200				
	Width (mm)	300		600	900	400	800	1200
Depth (mm)	500		500					

Socles										
	Designation	C310 W		C320 W	C330 W	C340 W	C410 W	C420 W	C430 W	
	Code	CWSU 010101		CWSU 010102	CWSU 010103	CWSU 010104	CWSU 020101	CWSU 020102	CWSU 020103	
	Height (mm)	140		140						
	Width (mm)	300		600	900	1200	400	800	1200	
Depth (mm)	450		450							



SOCIAL FURNITURE

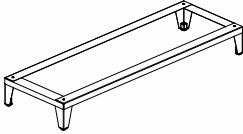
BENCHES FOR WSU WARDROBE LOCKERS

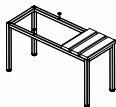
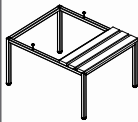
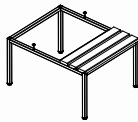
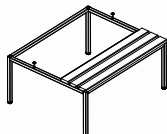
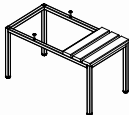
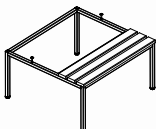
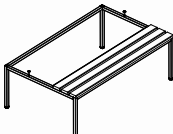
Cabinets can be placed on benches, and then fixed with screws.

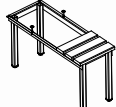
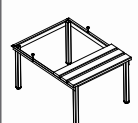
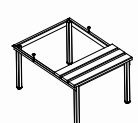
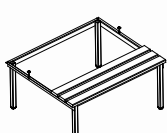
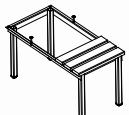
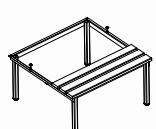
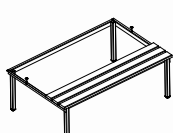
The seat consists of three wooden slats coated with clear varnish or plastic slats, especially recommended for use in wet environments.


- We offer 2 price versions:
- standard (frames and legs are made of closed profiles),
 - economic (frame is made of bent steel sheet, legs of closed profiles).

In our offer, we have very practical, extendable benches which help to save space. These benches are ideal where it is essential to organize a space effectively. The bench has an extendable seat, which fits under the wardrobe.

Bench with legs							
							
	WCn 311 W	WCn 321 W	WCn 331 W	WCn 341 W	WCn 411 W	WCn 421 W	WCn 431 W
	PWSU 09020101	PWSU 09020201	PWSU 09020301	PWSU 09020401	PWSU 10020101	PWSU 10020201	PWSU 10020301
	Height (mm)	140	140				
	Width (mm)	275	575	875	1175	375	775
	Depth (mm)	450	450				

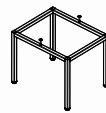
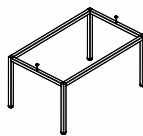
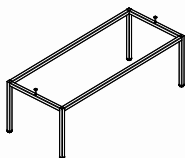
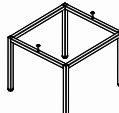
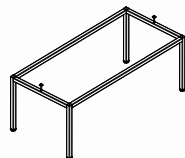
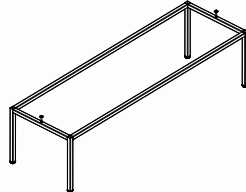
One-side benches							
							
	P311 W	P321 W	P321 W	P 331 W	P411 W	P 421 W	P 431 W
	PWSU 01010102	PWSU 01010103	PWSU 01010202	PWSU 01010302	PWSU 01010303	PWSU 02010202	PWSU 02010203
	Height (mm)	390	390				
	Width (mm)	290	590	590	890	390	790
	Depth (mm)	745	745				
	Wooden slats	+	+	+	+	+	+
	Plastic slats		+	+	+	+	+

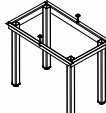
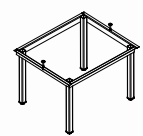
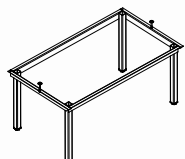
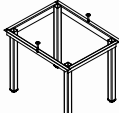
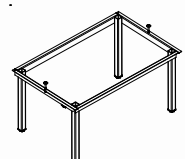
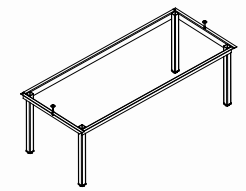
One-side benches – economic version							
							
	P313 W	P323 W	P323 W	P 333 W	P413 W	P 423 W	P 433 W
	PWSU 05010102	PWSU 05010103	PWSU 05010202	PWSU 05010302	PWSU 05010303	PWSU 06010202	PWSU 06010302
	Height (mm)	390	390				
	Width (mm)	290	590	590	890	390	790
	Depth (mm)	745	745				
	Wooden slats	+	+	+	+	+	+
	Plastic slats		+	+	+	+	+

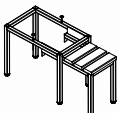
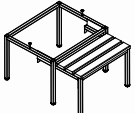
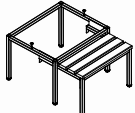
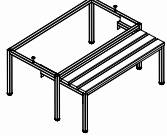
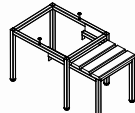
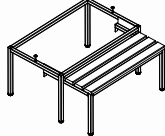
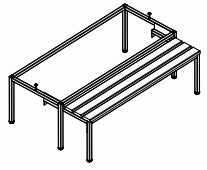


SOCIAL FURNITURE

BENCHES FOR WSU WARDROBE LOCKERS

Benches without a seat							
	P311 W		P321 W	P331 W	P411 W	P421 W	P431 W
	PWSU 01010101		PWSU 01010201	PWSU 01010301	PWSU 02010101	PWSU 02010201	PWSU 02010301
	Height (mm)		390				
	Width (mm)		590	890	390	790	1190
	Depth (mm)		490				

Benches without a seat – economical version								
	Designation		P313 W	P323 W	P333 W	P413 W	P423 W	P433 W
	Code		PWSU 05010101	PWSU 05010201	PWSU 05010301	PWSU 06010101	PWSU 06010201	PWSU 06010301
	Height (mm)		390					
	Width (mm)		290	590	890	390	790	1190
	Depth (mm)		490					

Extendable benches									
	Pw311 W		Pw321 W		Pw321 W	Pw331 W	Pw411 W	Pw421 W	Pw431 W
	PWSU 07010102	PWSU 07010103	PWSU 07010202		PWSU 07010203	PWSU 07010302	PWSU 07010303	PWSU 08010102	PWSU 08010103
	Height (mm)		390		390				
	Width (mm)		290		590	890	390	790	1190
	Depth (mm)		745		745				
	Wooden slats	+	+			+	+	+	+
	Plastic slats		+		+		+	+	+

SOCIAL FURNITURE

SCHOOL LOCKERS

School lockers are made of top quality steel. The bottom of the locker is made of galvanized steel to additionally protect it from corrosion. We use powder coatings from leading global manufacturers. Wide range of standard colours – 16 RAL colours.

As a standard we offer 1- or 3-points locking cylinder locks (in selected products). It is also possible to order other locks, according to individual needs. Most of our school lockers can be produced with legs or be placed on benches. Our lockers have declarations and certificates of compliance with Polish and European norms, as well as hygienic certificate issued by PZH (National Institute of Public Health).

1450 mm high school locker is designed for younger pupils. In doors of the lockers there are ventilation holes allowing for free exchange of air. Lockers with compartments are made in different price versions – depending on thickness and type of steel sheet of which they are made (including galvanized or acid-proof steel).

We also offer lockers with compartments with additional equipment as follows:

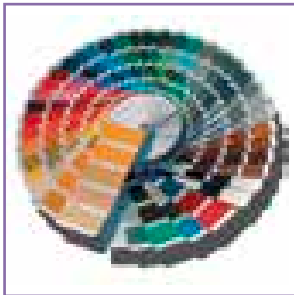
- a bar with hooks,
- a book shelf for notebooks, handheld things, etc.



ADVANTAGES OF SCHOOL LOCKERS



standard wide range of equipment



16 colours at no extra cost



various types of locks to choose



socles, bases, legs, slanted tops etc.



different price versions



seals of approval, certificates, declarations

SOCIAL
FURNITURE

SCHOOL LOCKERS

SUM S LOCKERS FOR PRE-
SCHOOLERS

In our offer we also have 1350 mm high Sum S lockers for kindergarteners. Even the youngest children will be able to hang their clothes and reach the shelves without any effort.

Cloakrooms in kindergarten equipped with wardrobe lockers enhance kids' independence. Children who have their own individual lockers more willingly and actively prepare to their classes.

The standard locker is equipped with 1-point cylinder lock.

Other options of the lock:

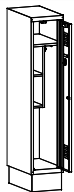
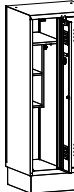
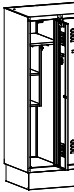

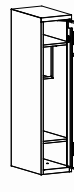



- 3-point lock,
- a handle with magnetic closure.

SUM S LOCKERS FOR 6-YEAR-
OLDS

Sum S locker is 1500 mm high, so younger children have more space compared to Sus lockers with compartments, and they can hang their clothes and reach shelves easily. Locker is equipped with a bar with hooks, a hook on doors and shelves for books, notebooks and handheld things.



TECHNICAL SPECIFICATION



SUM S CABINETS for preschoolers						SUM S Locker for 6-year-olds						
	Designation	SumS 310		SumS 320	SumS 330		SumS 340	Designation	SumS 310p	SumS 320p	SumS 330p	SumS 340p
	Code	SUM 1702020510		SUM 1802020510	SUM 1902020510		SUM 2002020510	Code	SUM 1703040112	SUM 1803040112	SUM 1903040112	SUM 2003040112
	Height (mm)	1500		1500			Height (mm)	1350		1350		
	Width (mm)	300		600	900		1200	Width (mm)	300	600	900	1200
	Depth (mm)	500		500			Depth (mm)	500				
	Number of units	1		2	3		4	Number of units	1	2	3	4
	Number of doors							Number of doors				

SOCIAL
FURNITURE

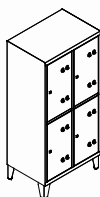
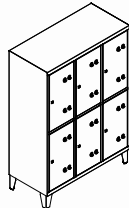
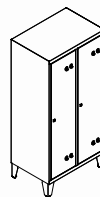
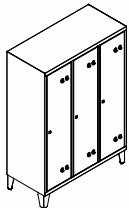
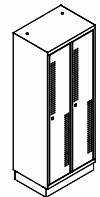
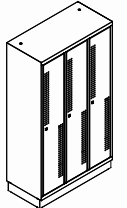
SCHOOL LOCKERS

We offer also different types of the lockers with original perforations of the doors, with various heights: 1560 mm, 1650 mm. These lockers are a part of additional offer for the customers who appreciate uniqueness, reliability and high quality.

It is just a sample of our possibilities. We are able to produce almost every your request!



TECHNICAL SPECIFICATION

WFD School lockers								
	Designation	WFD DFD 422350		WFD DFD 432350	WFD DFD 421350	WFD DFD 431350	WFD GS 2	WFD GS 3
	Code	SFDB 2407220210		SFDB 2408220210	SFDB 2402220209	SFDB 2403220209	SFDB 2202200306	SFDB 2203200306
	Height (mm)	1560		1560		1650		
	Width (mm)	725		1075	725	1075	625	925
	Depth (mm)	500		500		450		
Equipment	reinforced doors with opening limiter, a shelf			reinforced doors with opening limiter, top and bottom shelf, a bar, perforated bottom		reinforced doors with opening limiter, top and bottom shelf, a bar		

SOCIAL FURNITURE

LAPTOP/TABLET TROLLEYS

Trolley for laptops with function of battery charging is used to storage and easy transport of laptops. It is ideal for schools, colleges, libraries, conference halls, or anywhere where there is a need for secure storage and simultaneous laptops charging. WNL trolley is particularly useful in a classroom, where students need to charge laptops and store them safely. Thanks to the WNL trolley one can easily and safely move laptops from one class to another.

WNL trolley is used to store, secure and charge simultaneously from 10 to 30 laptops.

For the overload protection the sequencer is used, which enables to turn on the particular power strips after the specified time (~3 minutes) which results in a low maintenance of electrical load of the trolley during the charging process. A light-emitting diode is signalling the work of power strips of the laptop trolley.

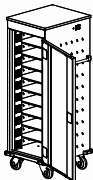
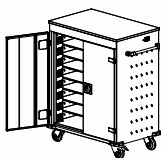
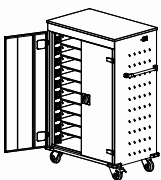
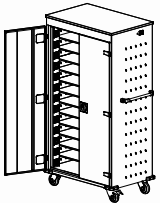
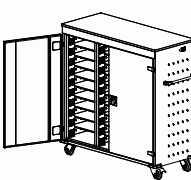
Doors of the trolley are protected against unauthorized access by a key lock with locking in two points.

WNL Laptop Trolley was awarded the European Medal.



MEDALIST TROLLEYS



Laptop/tablet trolleys					
Designation	WNL 110	WNL 208			
Code	WNL 0514060204	WNL 0615050404	WNL 0614050404	WNL 0616050404	WNL 0714050404
Height (mm)	1250	1060	1250	1540	1250
Width (mm)	530	920	920		1310
Depth (mm)	500		500		
Number of compartments	10	16	20	26	30

The trolley's top is covered with melamine. The frame has holes, for air circulation. Maximum laptop size: 90 x 340 x 470 mm (17 inch).

The trolley frame is made of polyster-epoxy painted metal.

Trolley has a Certificate of Compliance with European Directive 2001/95 concerning product safety.



TECHNICAL SPECIFICATION



Work safety

A sequencer and 2 fuses to protect against overloaded lines. Trolley has a Certificate of Compliance with European Directive 2001/95 concerning product safety.

Mobility

Easy to move thanks to 100 mm diameter swivel wheels covered with non-marking rubber (2 of them with brakes).

Ergonomics

Handles mounted on both sides and a top make the trolley easy to use.

Security

Doors of the trolley are secured with a key lock blocking it in 2 points. Trolley's side edges are secured with rubber corners.

SCHOOL FURNITURE

E-CLASS

TABLET TROLLEYS

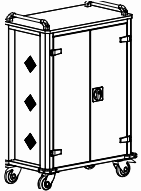
Tablet trolley with function of battery charging is used to store and transport 32 tablets + 1 laptop. It is ideal for schools, colleges, libraries, conference rooms – anywhere where there is a need for secure storage and simultaneous tablets charging.

- The trolley is equipped with:
- socket to charge the laptop,
 - two cables: with IEC C5 and IEC C7 output,
 - inserts made out of incombustible foam allowing to store 32 tablets (maximal size 12x205x295 mm, ~12,2"),
 - numbered compartments,
 - a shelf (100x340x520 mm) with a socket for laptop,
 - handles on both sides,
 - four 100 mm diameter swivel wheels (made out of non-marking rubber) of 150 kg load capacity per wheel, two of them with breaks,
 - bottom sides covered with melamine,
 - doors with 2-point lock,
 - melamine top (18 mm thick, with cut corners, with black scaleboards),
 - ventilation holes for air circulation in the body,
 - three-metre-long supply cable,
 - handle on the side for reel of supply cable.

- WNT Trolley's advantages:**
- possibility of simultaneous charge of up to 32 devices (tablet, smartphone and additionally one laptop),
 - each USB port equipped with LED diode confirming correctness of work,
 - double circuit-breaker protection and protection against overload,
 - protection against overheating,
 - implementation of single loading time limiter (up to 5 hours) to save the batteries of currently charging devices and to decrease energy consumption..



TECHNICAL SPECIFICATION

	
Designation	WNT 33
Code	WNL0917050604
Height (mm)	1050
Width (mm)	730
Depth (mm)	440
Number of compartments	32 tablets + 1 laptop




SCHOOL FURNITURE

E-CLASS

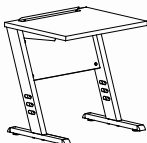
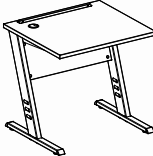
SCHOOL DESKS


Q8 SCHOOL DESK

Very functional school desk with stable and rigid construction, equipped with feet adjustable ~15 mm.



TECHNICAL SPECIFICATION

Q8 School desk		
Designation	Q8	Q8B
Code	XXXP 010029C	XXXP 010029D
Height (mm)	720	760
Width (mm)	700	800
Depth (mm)	580	700



SOCIAL
FURNITURE

LOCKERS FOR LAPTOPS /
MOBILE PHONES

LAPTOP LOCKERS

Laptop lockers are designed to secure laptops and to charge their batteries during storage. Inside the body there is a power strip mounted. laptop's locker without electric installation is also available.

AND MOBILE PHONES LOCKERS


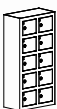
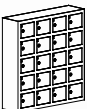
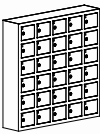
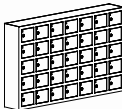
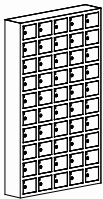


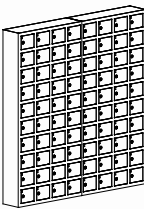
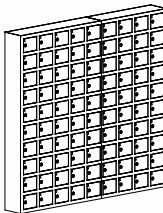
Lockers to store mobile phones are used in the pass control offices, agencies, institutions, libraries, reading rooms and other places where mobile phones are forbidden. These lockers can also be used as key deposits.



TECHNICAL SPECIFICATION

Laptop locker		
Designation	Locker for laptops SZNL 4110	
Code	SZNL 0101010101	SZNL 0101010104
Height (mm)	1800	
Width (mm)	400	
Depth (mm)	500	
Number of compartments	10	
Description	Locker without wiring	Locker with wiring



WSS locker for mobile phones												
	Designation	WSS 5	WSS 10		WSS 20	WSS 30	WSS 35	WSS 50	WSS 55	WSS 60	WSS 80	WSS 90
	Code	WSS 06010601	WSS 01010101		WSS 02010201	WSS 03020301	WSS 07010701	WSS 03030801	WSS 03040901	WSS 04030401	WSS 05030501	WSS 08031001
	Height (mm)	780			930	780	1530	1680	1530			
	Width (mm)	210	390		750	930	1290	930		1110	1470	1650
Depth (mm)	200			200								
Number of compartments	5	10	20		30	35	50	55	60	80	90	

SOCIAL FURNITURE

SOCIAL FURNITURE WITH MDF DOORS

Lockers with MDF doors are perfect combination of excellent technical parameters of a metal cabinet with aesthetics and ecology of a MDF board.


MDF is an ideal substitute of wood with no structural imperfections such as knots or cracks which are typical for wood. Unified both composition and density makes it an ideal material. The use of colourful or wood-based fronts with MDF gives the wardrobe locker the effect of lightness, comfort and a unique appearance

The doors of high quality laminated MDF board.


Galvanized hinge strips were used.




AVAILABLE COLOURS OF MDF DOORS



K 2081
SPARTA



F 7024
SAFFRON




F 7858
PUMICE




F 2828
TROPICAL BLUE



F 7845
SPECTRUM RED



K 7024
BIRCH



K 7016
FINN BEECH

SOCIAL FURNITURE


SOCIAL LOCKERS WITH MDF DOORS

The locker has ventilation holes which provide proper air circulation. The bottom of the locker or base is protected against corrosion.


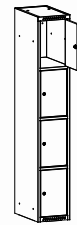
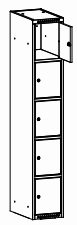
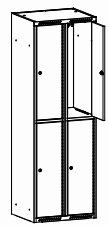
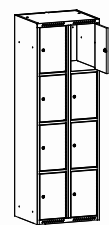
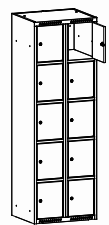
Bodies of the lockers are made of 0.8 - 1.0 mm thick high quality steel.


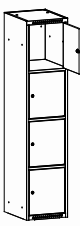
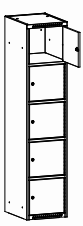

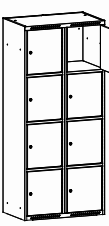
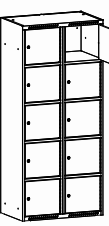
Covered with high-quality powder coat.


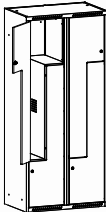
The standard cylindrical lock with blocking in point.


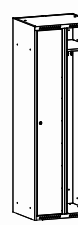
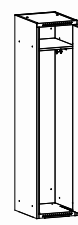
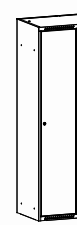


TECHNICAL SPECIFICATION

SUS wardrobe locker with MDF doors								
	Designation	SUS 312		SUS 314	SUS 315	SUS 322	SUS 324	SUS 325
	Code	NSUM 0106070104		NSUM 0116070101	NSUM 0121070101	NSUM 0107070104	NSUM 0117070101	NSUM 0122070101
	Height (mm)	1800		1800				
	Width (mm)	300		300	600			
	Depth (mm)	490		490				
Number of compartments	2	4	5	4	8	10		

SUS wardrobe locker with MDF doors								
	Designation	SUS 412		SUS 414	SUS 415	SUS 422	SUS 424	SUS 425
	Code	NSUM 0306070104		NSUM 0316070101	NSUM 0321070101	NSUM 0307070104	NSUM 0317070101	NSUM 0322070101
	Height (mm)	1800		1800				
	Width (mm)	400		400	800			
	Depth (mm)	490		490				
Number of compartments	2	4		5	4	8	10	

SUM wardrobe locker with MDF doors			
	Designation	SUL 41	SUL 42
	Code	NSUM 0606070104	NSUM 0607070104
	Height (mm)	1800	
	Width (mm)	400	800
	Depth (mm)	490	
Number of doors	2	4	

SUM wardrobe locker with MDF doors					
	Designation	SUM 310	SUM 320	SUM 410	SUM 420
	Code	NSUM 0101070102	NSUM 0102070102	NSUM 0301070103	NSUM 0302070103
	Height (mm)	1800			
	Width (mm)	300	600	400	800
Depth (mm)	490				
Number of units	1	2	1	2	

SOCIAL
FURNITURE

CANTEEN LOCKERS

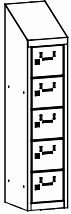
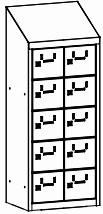
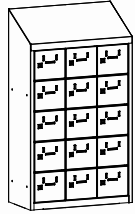
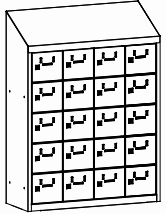
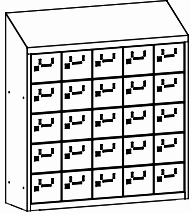
Canteen lockers to store food products and personal items are perfect choice for such places as canteens or buffets.

Thanks to specially designed holes, it is possible to hang the lockers on the wall and to screw the lockers one to another to make bigger sets.

Each compartment is equipped with place for nameplate indicating the owner of the compartment. Each compartment with 2 keys. There is a possibility of ordering “Master” key that is able to open every compartment. Additionally the lockers are equipped with slanted top that helps maintain cleanness.



TECHNICAL SPECIFICATION

Canteen lockers						
Designation	SUS 215W	SUS 225W		SUS235W	SUS 245W	SUS 255W
Code	SUS 0821050601	SUS 0822050601		SUS 0823050601	SUS 0824050601	SUS 0825050601
Height (mm)	1090			1090		
Width (mm)	240	430		620	810	1000
Depth (mm)	300			300		
Number of compartments	5	10		15	20	25

SOCIAL FURNITURE

KBS LOCKERS FOR CLEANING PURPOSES

For easy, safe and pleasant work...


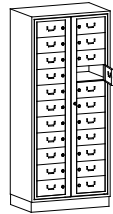
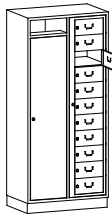

KBS locker is a very practical type of metal furniture both for the distribution of safety products and to store dirty clothes.

Each compartment is closed with an independent key, and common frame allows to open all the lockers at the same time.

The person distributing safety materials has an access to all the compartments, and thanks to this he or she can control the stock and regularly restock them.
The main advantage of KBS lockers is a significant reduction of industrial safety products, and thus reducing costs. Modules of the locker for dirty clothes allow throwing dirty clothes through the opening slot easily.



TECHNICAL SPECIFICATION

KBS cabinet with compartments							
	Designation	KBS 1	KBS 2			KBS 3	KBS 4
	Code	KBS 01050201	KBS 03050601			KBS 02050201	KBS 04050601
	Height (mm)	1900				1900	
	Width (mm)	1225	820			840	435
	Depth (mm)	500				500	
Number of compartments	22 + compartment	22			11 + compartment	11	

- Facilitate the work**
Provides easy access to safety products and / or storage of dirty clothes.
- Savings**
Reduces the cost of safety products.
- Control**
Control of safety products consumption.
- Functionality**
A possibility of giving back and collecting new products.

SOCIAL FURNITURE

SMD CABINETS FOR CLEANING STAFF

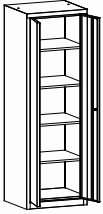
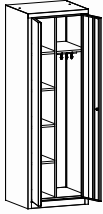
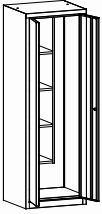
Multifunctional cabinets are used to store clothes, household cleaners, buckets, brushes, etc. They facilitate the work of social workers and the cleaning services.


FUNCTIONALITY

- Depending on the needs SMD cabinet is equipped with:
- 4 non-adjustable shelves (SMD 60) or
 - Compartment with shelves and wardrobe section (SMD61) or
 - Compartment with shelves and compartment for a bucket and a brush (SMD 62).



TECHNICAL SPECIFICATION

SMD cabinet for cleaning staff			
Designation	SMD 60	SMD 61	SMD 62
Code	SAU 0401030201	SAU 0401030401	SAU 0401030501
Height (mm)	1800		1800
Width (mm)	600		600
Depth (mm)	500		500



SOCIAL FURNITURE

MPO METAL RECYCLING BIN


Containers designed for internal use for various wastes: plastic, paper, glass.
The body made of 0,8-1,0 mm thick steel, covered with structure powder coating. Slanted top prevents wastes from piling on the top of the container.

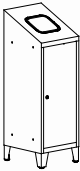
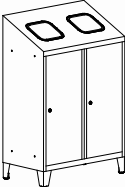
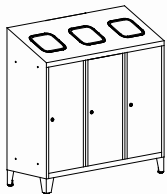
Self-closing lids prevent odours from emitting and close the containers in an aesthetic way.

Containers allow gathering wastes in 120-litre disposal bags or in internal galvanized metal containers of following dimensions: 700x295x357 mm (option at an extra cost).

Access to containers is simple thanks to frontal winged doors locking with a free-turning latch lock with a possibility of padlock locking.

Extendable frame for disposal bags placed on full-extension ball bearing slides facilitates the access to disposal bags that are placed on a frame by pressing it down with upper part of the frame mounted on hinges.



MPO metal recycling bin										
Designation	MPO 01r	MPO 01k		MPO 02r	MPO 02k	MPO 02rk	MPO 03r	MPO 03k	MPO 03rrk	MPO 03kkr
Code	PNO 0101010301	PNO 0101010201		PNO 0201010301	PNO 0201010201	PNO 0401020101	PNO 0301010301	PNO 0301010201	PNO 0301010601	PNO 0301010501
Height (mm)	1220			1220						
Width (mm)	400			800			1200			
Depth (mm)	450			450						
Number of units	1			2			3			
Equipment	1 extendable frame	1 bin		2 extendable frames	2 bins	1 extendable frame + 1 bin	3 extendable frames	3 bins	2 extendable frame + 1 bin	2 bins + 1 extendable frame

Galvanized bin	
Designation	MPO k Galvanized container
Code	XPNO 01010101
Height (mm)	700
Width (mm)	295
Depth (mm)	357



SOCIAL FURNITURE

LOCKERS FOR FIRE FIGHTERS

Lockers for fire fighters are used to store clothes that fire fighters used during a fire fighting action.


The lockers are equipped with:

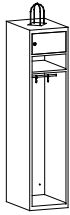
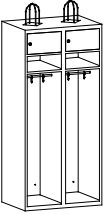
Corrosion protection - all locker made of galvanized steel.

For better air circulation it is possible to place the locker on the bench.

We produce lockers for firefighters and policemen for every European market.

We would like to present the lockers produced for customers' special requests.




Lockers for firefighters		
Designation	SUS 41	SUS 42
Code	SST 07010201	SST 08010201
Height (mm)	1950	
Width (mm)	400	800
Depth (mm)	550	
Equipment	a bar for clothes hooks helmet holder	

TECHNICAL SPECIFICATION, STANDARD EQUIPMENT



shelf



compartment closed with cylinder lock



storage handle for helmets



perforated bottom

SPECIAL PRODUCTS



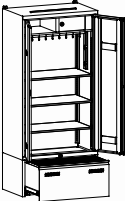
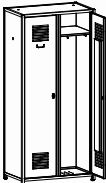
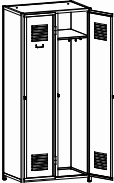
SOCIAL
FURNITURE

ARMY WARDROBES

Military wardrobes designed according to requirements of Regional Infrastructure Administration/Military Infrastructure Administration. They are used to store quarter equipment.



TECHNICAL SPECIFICATION

Army wardrobes				
Designation	WP2-40		Sum 421 military 27719	Sum 421 military 27789
Code			SUM 0701030201D56	SUM 0701030201D61
Height (mm)	2225		1850	1850
Width (mm)	1000		850	850
Depth (mm)	600		490	520
Equipment	Winged doors with code lock with 10000 combinations, fixed shelf with box closed with code lock with 1000 combinations; 3 shelves movable on the height; metal chrome-plated bar with movable hooks with possibility of mounting on 3 heights. Extendable drawer with lid closed with code lock with 1000 combinations. The inside of the drawer divided with vertical partition: 1 movable shelf in right compartment; gas servomotors prevent the lid from self-closing.		- left + right doors, - metal bar, - 4 hooks for clothes (2 per compartment), - body made out of angle bar 25x25x3 mm and 1,0 mm thick steel.	- right doors, - metal bar, - 4 hooks for clothes (2 per compartment), - butt hinges - body made out of angle bar 25x25x3 mm, tee 30x30x4 mm and 1,0 mm thick steel.

SOCIAL FURNITURE

LOCKERS WITH HEATING AND VENTILATION FOR CLOTHES' DRYING

LOCKERS WITH HEATING AND VENTILATION

Lockers with heating and ventilation were designed to dry wet clothes, shoes and gloves in closed rooms. This is a perfect solution wherever the environmental conditions cause dampness. These may be: construction sites, uniformed services, waterworks, railways, airports, mines, walk-in freezers, skiing resorts and many other.

The lockers are made out of powder coated steel sheet. They are equipped with connection terminals that enable connecting of ventilation duct.

There are several combinations of available lockers for clothes drying:

- locker with ventilation and socket enabling connection of 3 lockers in string,
- locker with heating and ventilation,
- locker with internal partitions in compartments, with heating and ventilation,
- locker with heating, ventilation, time switch and socket enabling connection of 3 lockers in string.

Safety:

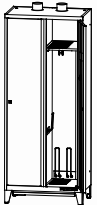
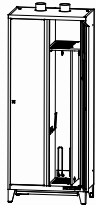
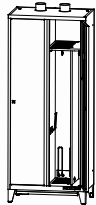
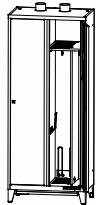
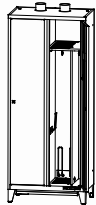
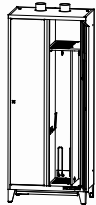
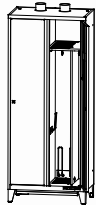
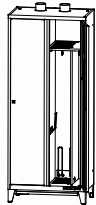
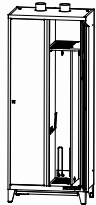
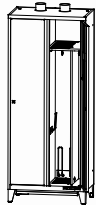
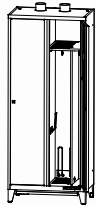
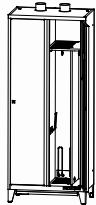
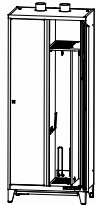
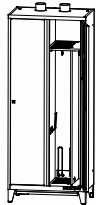
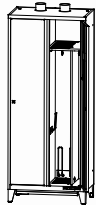
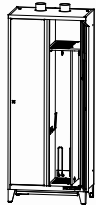
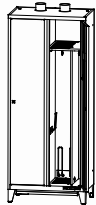
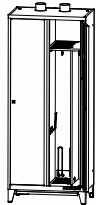
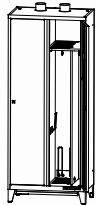
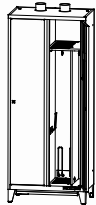
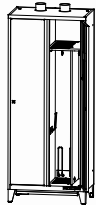
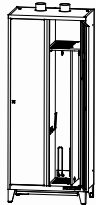
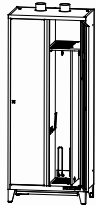
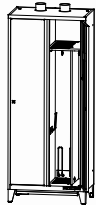
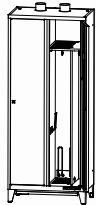
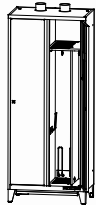
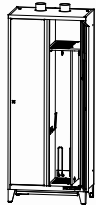
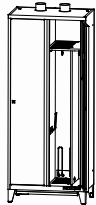
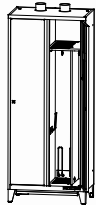
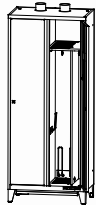
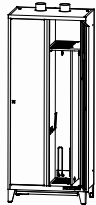
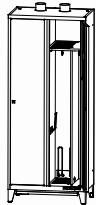
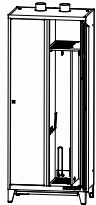
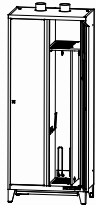
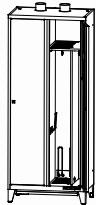
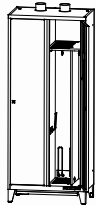
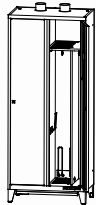
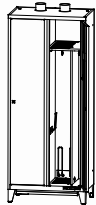
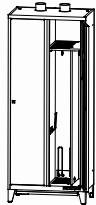
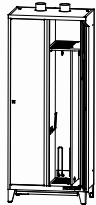
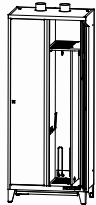
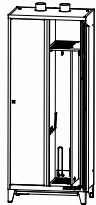
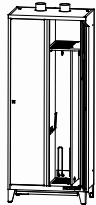
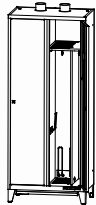
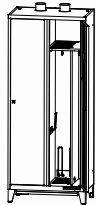
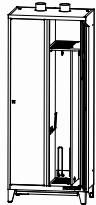
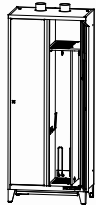
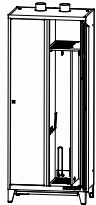
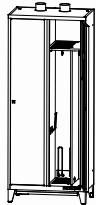
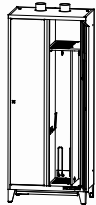
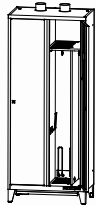
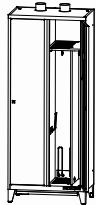
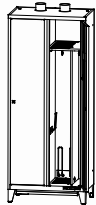
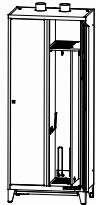
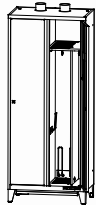
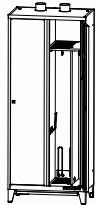
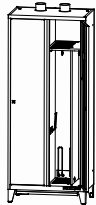
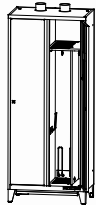
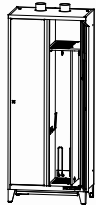
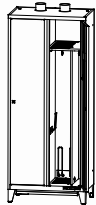
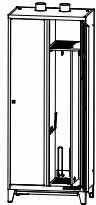
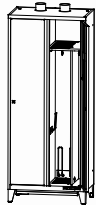
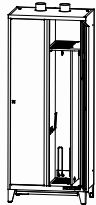
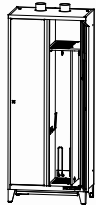
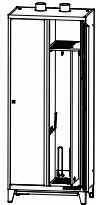
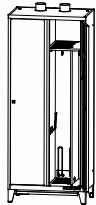
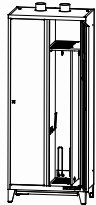
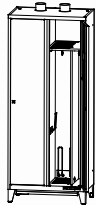
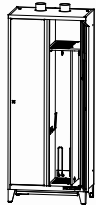
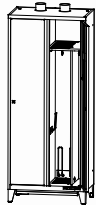
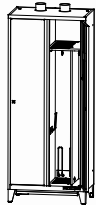
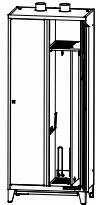
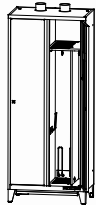
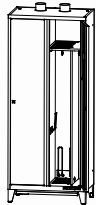
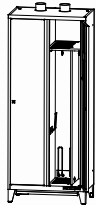
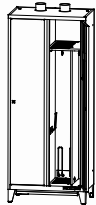
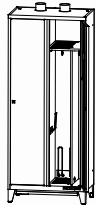
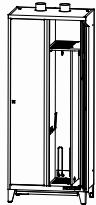
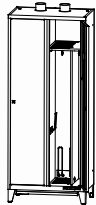
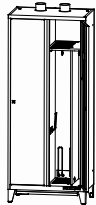
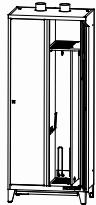
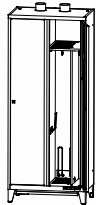
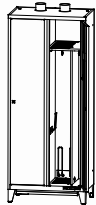
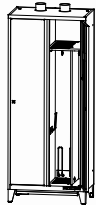
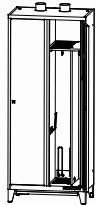
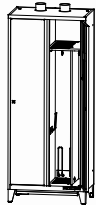
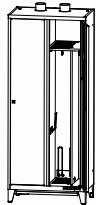
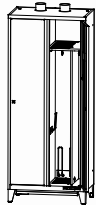
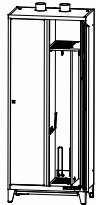
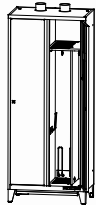
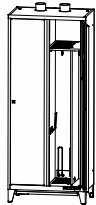
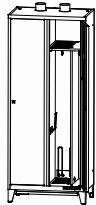
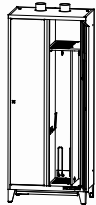
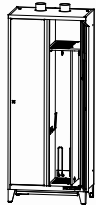
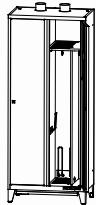
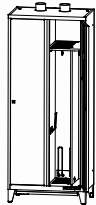
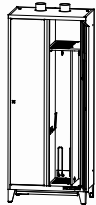
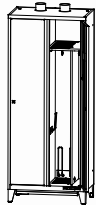
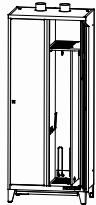
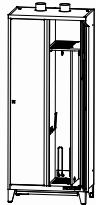
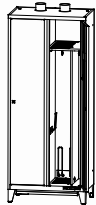
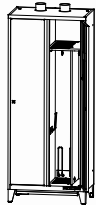
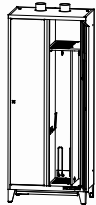
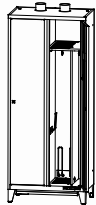
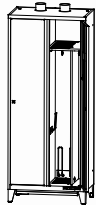
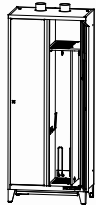
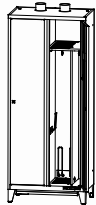
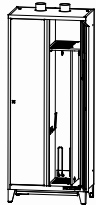
- CE symbol,
- IP 21 resistance class,
- thermal protection against overheating.

CABINET FOR CLOTHES AND SHOES' DRYING

Cabinet for drying clothes and shoes for 10 working sets of clothing. It is equipped with a bar to hang damp clothes and bottom compartment with 20 pipes for damp shoes. Long pipes enable hanging high working boots. Cabinet with adjustable feet and handles on the sides to move the cabinet easily. Plastic transparent curtain protects from excessive heat loss and enables an easy access to the dried clothes. Cabinet made out of fire galvanized steel sheet.



TECHNICAL SPECIFICATION

Locker with heating and ventilation		
	Designation	SUM 421
	Code	SUMW 0701030214
	Height (mm)	2006
	Width (mm)	800
Locker with heating and ventilation		
	Designation	SUM 421
	Code	SUMW 0701030215
	Height (mm)	2006
	Width (mm)	800
Locker with heating and ventilation		
	Designation	SUM 421
	Code	SUMW 0701030215
	Height (mm)	2006
	Width (mm)	800
Locker with heating and ventilation		
	Designation	SUM 421
	Code	SUMW 0701030215
	Height (mm)	2006
	Width (mm)	800
Locker with heating and ventilation		
	Designation	SUM 421
	Code	SUMW 0701030215
	Height (mm)	2006
	Width (mm)	800
Locker with heating and ventilation		
	Designation	SUM 421
	Code	SUMW 0701030215
	Height (mm)	2006
	Width (mm)	800
Locker with heating and ventilation		
	Designation	SUM 421
	Code	SUMW 0701030215
	Height (mm)	2006
	Width (mm)	800
Locker with heating and ventilation		
	Designation	SUM 421
	Code	SUMW 0701030215
	Height (mm)	2006
	Width (mm)	800
Locker with heating and ventilation		
	Designation	SUM 421
	Code	SUMW 0701030215
	Height (mm)	2006
	Width (mm)	800
Locker with heating and ventilation		
	Designation	SUM 421
	Code	SUMW 0701030215
	Height (mm)	2006
	Width (mm)	800
Locker with heating and ventilation		
	Designation	SUM 421
	Code	SUMW 0701030215
	Height (mm)	2006
	Width (mm)	800
Locker with heating and ventilation		
	Designation	SUM 421
	Code	SUMW 0701030215
	Height (mm)	2006
	Width (mm)	800
Locker with heating and ventilation		
	Designation	SUM 421
	Code	SUMW 0701030215
	Height (mm)	2006
	Width (mm)	800
Locker with heating and ventilation		
	Designation	SUM 421
	Code	SUMW 0701030215
	Height (mm)	2006
	Width (mm)	800
Locker with heating and ventilation		
	Designation	SUM 421
	Code	SUMW 0701030215
	Height (mm)	2006
	Width (mm)	800
Locker with heating and ventilation		
	Designation	SUM 421
	Code	SUMW 0701030215
	Height (mm)	2006
	Width (mm)	800
Locker with heating and ventilation		
	Designation	SUM 421
	Code	SUMW 0701030215
	Height (mm)	2006
	Width (mm)	800
Locker with heating and ventilation		
	Designation	SUM 421
	Code	SUMW 0701030215
	Height (mm)	2006
	Width (mm)	800
Locker with heating and ventilation		
	Designation	SUM 421
	Code	SUMW 0701030215
	Height (mm)	2006
	Width (mm)	800
Locker with heating and ventilation		
	Designation	SUM 421
	Code	SUMW 0701030215
	Height (mm)	2006
	Width (mm)	800
Locker with heating and ventilation		
	Designation	SUM 421
	Code	SUMW 0701030215
	Height (mm)	2006
	Width (mm)	800
Locker with heating and ventilation		
	Designation	SUM 421
	Code	SUMW 0701030215
	Height (mm)	2006
	Width (mm)	800
Locker with heating and ventilation		
	Designation	SUM 421
	Code	SUMW 0701030215
	Height (mm)	2006
	Width (mm)	800
Locker with heating and ventilation		
	Designation	SUM 421
	Code	SUMW 0701030215
	Height (mm)	2006
	Width (mm)	800
Locker with heating and ventilation		
	Designation	SUM 421
	Code	SUMW 0701030215
	Height (mm)	2006
	Width (mm)	800
Locker with heating and ventilation		
	Designation	SUM 421
	Code	SUMW 0701030215
	Height (mm)	2006
	Width (mm)	800
Locker with heating and ventilation		
	Designation	SUM 421
	Code	SUMW 0701030215
	Height (mm)	2006
	Width (mm)	800
Locker with heating and ventilation		
	Designation	SUM 421
	Code	SUMW 0701030215
	Height (mm)	2006
	Width (mm)	800
Locker with heating and ventilation		
	Designation	SUM 421
	Code	SUMW 0701030215
	Height (mm)	2006
	Width (mm)	800
Locker with heating and ventilation		
	Designation	SUM 421
	Code	SUMW 0701030215
	Height (mm)	2006
	Width (mm)	800
Locker with heating and ventilation		
	Designation	SUM 421
	Code	SUMW 0701030215
	Height (mm)	2006
	Width (mm)	800
Locker with heating and ventilation		
	Designation	SUM 421
	Code	SUMW 0701030215
	Height (mm)	2006
	Width (mm)	800
Locker with heating and ventilation		
	Designation	SUM 421
	Code	SUMW 0701030215
	Height (mm)	2006
	Width (mm)	800
Locker with heating and ventilation		
	Designation	SUM 421
	Code	SUMW 0701030215
	Height (mm)	2006
	Width (mm)	800
Locker with heating and ventilation		
	Designation	SUM 421
	Code	SUMW 0701030215
	Height (mm)	2006
	Width (mm)	800
Locker with heating and ventilation		
	Designation	SUM 421
	Code	SUMW 0701030215
	Height (mm)	2006
	Width (mm)	800
Locker with heating and ventilation		
	Designation	SUM 421
	Code	SUMW 0701030215
	Height (mm)	2006
	Width (mm)	800
Locker with heating and ventilation		
	Designation	SUM 421
	Code	SUMW 0701030215
	Height (mm)	2006
	Width (mm)	800
Locker with heating and ventilation		
	Designation	SUM 421
	Code	SUMW 0701030215
	Height (mm)	2006
	Width (mm)	800
Locker with heating and ventilation		
	Designation	SUM 421
	Code	SUMW 0701030215
	Height (mm)	2006
	Width (mm)	800
Locker with heating and ventilation		
	Designation	SUM 421
	Code	SUMW 0701030215
	Height (mm)	2006
	Width (mm)	800
Locker with heating and ventilation		
	Designation	SUM 421
	Code	SUMW 0701030215
	Height (mm)	2006
	Width (mm)	800
Locker with heating and ventilation		
	Designation	SUM 421
	Code	SUMW 0701030215
	Height (mm)	2006
	Width (mm)	800
Locker with heating and ventilation		
	Designation	SUM 421
	Code	SUMW 0701030215
	Height (mm)	2006
	Width (mm)	800
Locker with heating and ventilation		
	Designation	SUM 421
	Code	SUMW 0701030215
	Height (mm)	2006
	Width (mm)	800
Locker with heating and ventilation		
	Designation	SUM 421
	Code	SUMW 0701030215
	Height (mm)	2006
	Width (mm)	800
Locker with heating and ventilation		
	Designation	SUM 421
	Code	SUMW 0701030215
	Height (mm)	2006
	Width (mm)	800
Locker with heating and ventilation		
	Designation	SUM 421
	Code	SUMW 0701030215
	Height (mm)	2006
	Width (mm)	800
Locker with heating and ventilation		
	Designation	SUM 421
	Code	SUMW 0701030215
	Height (mm)	2006
	Width (mm)	800
Locker with heating and ventilation		
	Designation	SUM 421
	Code	SUMW 0701030215
	Height (mm)	2006
	Width (mm)	800
Locker with heating and ventilation		
	Designation	SUM 421
	Code	SUMW 0701030215
	Height (mm)	2006
	Width (mm)	800
Locker with heating and ventilation		
	Designation	SUM 421
	Code	SUMW 0701030215
	Height (mm)	2006
	Width (mm)	800
Locker with heating and ventilation		
	Designation	SUM 421
	Code	SUMW 0701030215
	Height (mm)	2006
	Width (mm)	800
Locker with heating and ventilation		
	Designation	SUM 421
	Code	SUMW

SOCIAL FURNITURE

SPORTS FURNITURE

SPORT WARDROBE LOCKER

The door locked in 1 or 3 points. Door equipped with a opening limiter.

- Locker's equipment:
- the right part – equipped with 3 fixed shelves,
 - the left part - equipped with 1 lockable compartment and a bar.

At the bottom of the cabinet there is one compartment for shoes, together with extended basis. The door is equipped with a metal container for small items and a set of 3 hooks for towels and clothes.

All shelves are spaced every 200 mm.

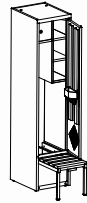
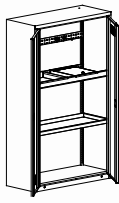
SPORTS CABINET FOR COACHES

The cabinet has possibility of easy configuration of the following equipment:

- hooks i.e. for jump ropes, hula-hoops,
- shelves (for plastrons),
- frame drawer with dividers (for bow-shaped handles, javelins),
- possibility of mounting on the drawer a compartment for stopwatches, whistles and other small items.

These elements mentioned above are our standard offer and are height adjustable. Perforated door, with the full opening, lockable in 2 points.



Sport wardrobe locker			Sbm 212 for sports equipment		
	Designation	Sum 410 sport		Sbm 212 for sports equipment	
	Code	SUM 0601020102B80		SNSS 11032037	
	Height (mm)	1800		1990	
	Width (mm)	400		1200	
	Depth (mm)	490		500	
	Number of units	1		1	

TECHNICAL SPECIFICATION



SOCIAL
FURNITURE

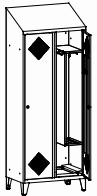
SPORTS FURNITURE

LOCKER FOR SKIS AND SKI
EQUIPMENT

Cabinet for 2 sets of skis, ski boots and helmets. Ward-robe locker is designed for sports, holiday and ski resorts. It is equipped with a set of 6 hooks for shoes and helmets, the bottom is equipped with galvanized bath-shelf and an upper shelf designed to store goggles and ski gloves.



TECHNICAL SPECIFICATION

Locker for skis	
Designation	Sum 421 for skis
Code	SUM 0701020201B81
Height (mm)	2140
Width (mm)	800
Depth (mm)	490
Number of units	2



SOCIAL
FURNITURE

TABLES, BENCHES, CHAIRS
AND STANDS

A perfect supplement for changing rooms and social rooms
are benches, stands, chairs and tables.



single benches - frame
made of tubular steel (ŁO)



single benches - frame
made of closed profile
(Łsz 3, Łsz 3a)



single benches made of
solid wood – folding metal
frame (BS)



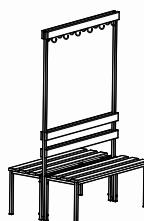


one-side benches with
support and hooks
(Łsz 1, Łsz 1a)





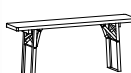




double-side benches with
support and hooks
(Łsz 2, Łsz 2a)

TECHNICAL SPECIFICATION

Tables, benches, chairs and hangers								
	Designation	Łsz 3		Łsz 3a	Łsz 1	Łsz 1a	Łsz 2	Łsz 2a
	Code	LSZ 050205		LSZ 060205	LSZ 010101	LSZ 020101	LSZ 030102	LSZ 040102
	Height (mm)	405		1650				
	Width (mm)	1000		1500	1000	1500	1000	1500
	Depth (mm)	355		380		730		



Tables, benches, chairs and hangers									
	Designation	KD		ŁO 12	ŁO 16	ŁO 20	Bench BS	Table BS	WPPS 1
	Code	KKD		LO 01010101	LO 02010101	LO 03010201	ŁAWKA BS	STÓŁ BS	PPSW 010101
	Height (mm)	780/450		460	460		480	780	1845
	Width (mm)	460		1200	1600	2000	2200	2200	600
	Depth (mm)	500		440	440		250	600	600
	Description	chair		garden bench	garden bench		garden bench	garden table	hanger

SCHOOL FURNITURE

SCHOOL CHAIRS

STANDARD School chair
Size 0-4 K06 5-7 K07,
frame out of square profile 20x20 mm,
birch plywood.

**STANDARD School chair
with movable desktop**
Size 5-7 K16,
frame out of square profile 20x20 mm,
birch plywood.

BOLEK School chair
size 1-4 Ø 22 mm K08,
size 5-7 Ø 25 mm K09,
birch plywood.

BOLEK School chair with desktop
size 1-4 Ø 22 mm K30,
size 5-7 Ø 25 mm K31,
birch plywood.

Height scope according to PN-EN 1729:2007-1		
Number	Range of height	Colour mark
1	93 - 116 cm	Orange
2	108 - 121 cm	Purple
3	119 - 142 cm	Yellow
4	133 - 159 cm	Red
5	146 - 176,5 cm	Green
6	159 - 188 cm	Blue
7	174 - 207 cm	Brown

SCHOOL CHAIRS OFFER



STANDARD school chairs



BOLEK school chairs

VARIOUS TYPES



STANDARD school chair



STANDARD school chair
with movable desktop



BOLEK school chair



BOLEK school chair with
desktop

SCHOOL FURNITURE

SCHOOL DESKS BLACKBOARDS

DESKS

STANDARD School desk

single, 75x50 cm,
size: 1-4 S18 5-7 S21,
frame made of 25x25 mm square profile,
18 mm thick laminated board,
1 mm or 2 mm thick PVC veneer.

STANDARD School desk

double, 130x50 cm,
size: 0-4 S24 5-7 S25,
frame made of 25x25 mm square profile,
18 mm thick laminated board,
1 mm or 2 mm thick PVC veneer.

STANDARD School desk

single, 75x50 cm,
size: 1-4 Ø 30 mm S104,
size: 5-6 Ø 30 mm S105,
double, 130x50 cm,
size: 1-4 Ø 30 mm S102,
size: 5-6 Ø 30 mm S103,
18 mm thick laminated board,
1 mm or 2 mm thick PVC veneer.
with adjustable leveling feet.

School desk with adjustable height

size: 0-2, 1-3, 2-4, 3-6, 5-7,
frame made of 25x25 mm square profile,
18 mm thick laminated board,
1 mm or 2 mm thick PVC veneer.
single 75x50 cm S30,
double 130x50 cm S23,
triple 180x50 cm S28,
with adjustable leveling feet.

BLACKBOARDS

We offer also white magnetic boards. There is possibility to order blackboards with rulings: check, line, 3-line, stave, ordinates.



STANDARD single school desk,
frame made of square profile



STANDARD double school desk,
frame made of square profile



school desk with adjustable height,
frame made of square profile




STANDARD school desk,
frame made of Ø 30 mm tubular steel

BLACKBOARDS



single green board 1700x1000 mm



TRYPTYK green board 3400x1000 mm



green board with a stand 1700x1000 mm,
height of the stand 1980 mm

SOCIAL FURNITURE

BESPOKE FURNITURE - examples

In response to market demand we also produce bespoke furniture.

A modern machinery and experienced technical crew allow us to make even the most complicated orders.




CUSTOMIZED PRODUCTS




HPL lockers



plexi doors



additional partition walls



different perforations



different equipment



additional shelves

SOCIAL FURNITURE


BESPOKE FURNITURE - examples

In response to market demand we also produce bespoke furniture.

A modern machinery and experienced technical crew allow us to make even the most complicated orders.



CUSTOMIZED PRODUCTS



interesting colours




full RAL palette available




curved doors



compartment lockers



rvarious options of lockers



lockers for younger pupils

MEDICAL FURNITURE

*Furniture
you can depend on*



MEDICAL FURNITURE

CONTENTS

Sml Cabinets for Doctors	190
Szk Filing Cabinets	194
Doctor's Office	198
Szl Medical cabinets	202
Stl Surgery Tables	204
Bedside cabinets	206
Stainless Steel Furniture	208

From range of metal furniture we present you our medical furniture such as: doctor's cabinets, hanging cabinets, surgical tables, tables for dressing materials, bedside cabinets.

The furniture we offer are perfect, high quality equipment for modern doctor's offices, laboratory rooms, scientific research facilities, hospitals, drug stores and other medical rooms.

We also manufacture the furniture made of acid-proof steel.

The possibility of installing wheels on tables and cabinets guarantees the appropriate fuctional features. The furniture is coated with high chemical resistant powder – in colours according to RAL palette.



Sizes



Drawers on full extension ball bearing slides



Anti-tilt system



Central lock



Height adjustable feet



Possibility of hanging clothes



Elements for levelling




Maximum load capacity of drawers 50 kg



On wheels



Adjustable shelves



5 kg shelf load capacity



25 kg shelf load capacity


MEDICAL FURNITURE

SML CABINETS FOR DOCTORS


Cabinets for doctors are ideal for equipping doctor's offices, pharmacies, and other medical rooms. Cabinet doors are filled with tempered glass. Glass shelves are adjustable every 25 mm. The door handle is equipped with a lock which secures the doors in two points.




STANDARD EQUIPMENT




doors with tempered glass



glass shelves – movable every 25 mm



doors locked in 2 points



available cabinet with lockable lower compartment



available cabinets on castors



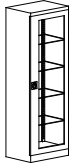
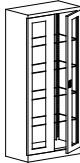

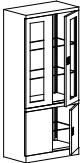


antistatic wheels, swivel, two with brakes, not leaving scuff marks on the floor

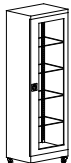
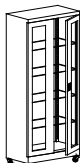
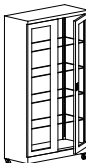
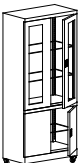
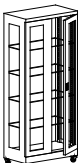


MEDICAL FURNITURE

SML CABINETS FOR DOCTORS

The cabinets are available can be also made of acid-pro-
of steel, at an extra cost.
It is possible to order the cabinet on wheels which allow
for easy movement. Swivel wheels are antistatic, do not
leave scuff marks on the floor, and two are with brakes.

							
Designation	Sml 101	Sml 112		Sml 103	Sml 114	Sml 115	Base
Code	SML 0101020101	SML 0201030101		SML 0301030101	SML 0201050401	SML 0201030701	PSUM 31060101
Height (mm)	1800			1800			140
Width (mm)	600	800		1000	800		600
Depth (mm)	435			435			434
Equipment	- 4 glass shelves			- 4 glass shelves	- In the lower part of the closed compartment with a glass shelf - In the upper part of the glass shelves	- 4 glass shelves - The sides of the cabinet made of glass	- base consisting of square tube legs - makes cabinets higher by 140 mm - legs equipped with adjustable feet

						
Designation	Sml 111	Sml 102		Sml 113	Sml 104	Sml 105
Code	SML 0101020102	SML 0201030102		SML 0301030102	SML 0201050402	SML 0201030702
Height (mm)	1890			1890		
Width (mm)	600	800		1000	800	
Depth (mm)	435			435		
Equipment	- wheels - 4 glass shelves			- wheels - 4 glass shelves	- wheels - in the bottom closing compartment - in the upper part glass shelves	- 4 glass shelves



MEDICAL FURNITURE

FILING CABINETS

A5, B6, A6 sizes filing cabinets for are used mostly for patients' cards. Drawers are mounted on double extension ball bearing slides, protected against falling out and with central lock. There are self adhesive cardholders for every drawer.




ADVANTAGES OF CABINETS



most often used sizes in medicine



drawers' central locking



self adhesive cardholders for each drawer


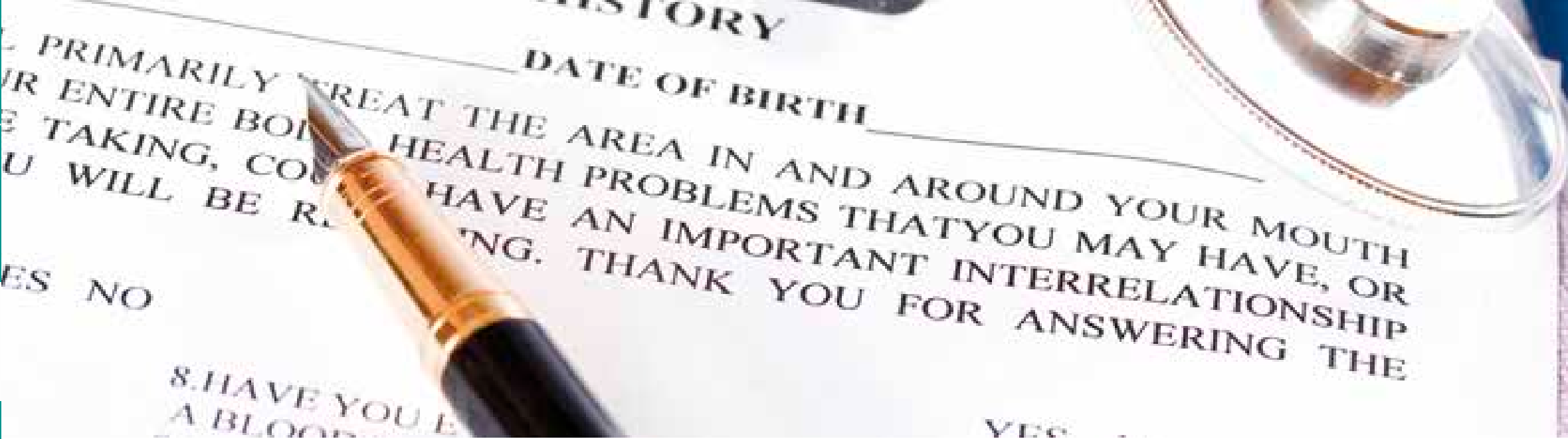


double extension ball bearing slides protected against falling out

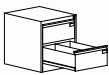
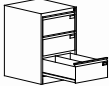
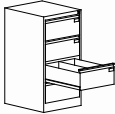
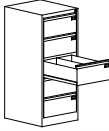
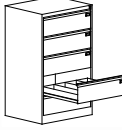
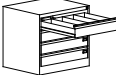
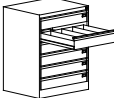
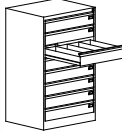
MEDICAL
FURNITURE

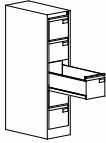
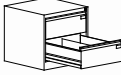
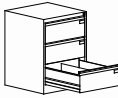
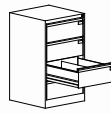
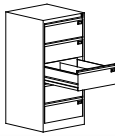
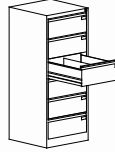
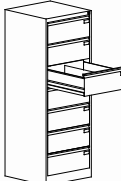
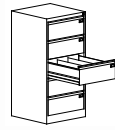
FILING CABINETS

A5, B6, A6 sizes filing cabinets for are used mostly for patient cards. Drawers are mounted on double extension ball bearing slides, protected against falling out and with central lock. There are self adhesive cardholders for every drawer.



TECHNICAL SPECIFICATION

									
Designation	Szk 304/2	Szk 304/3		Szk 304/4	Szk 304	Szk 305	Szk 103	Szk 203	Szk 303
Code	SZK 03063401	SZK 03073501		SZK 03083601	SZK 03031101	SZK 02031301	SZK 02011401	SZK 02021501	SZK 02031601
Height (mm)	605	830		1060	1285	1285	715	1000	1285
Width (mm)	545			545		775	775		
Depth (mm)	630			630		630	630		
Number of drawers	2	3		4	5	5	4	6	8
Number of rows in the drawer	2			2		4	4		
Internal dimensions of drawers	H x W x D 187 (front 223) x 460 x 585			H x W x D 187 (front 223) x 460 x 585		H x W x D 100 (front 223) x 690 x 585	H x W x D 100 (front 137) x 690 x 585		
Sizes	A5 horizontally			A5 horizontally		A5 vertically	A6		

									
Designation	Szk 318/1/5	Szk 318/2		Szk 318/3	Szk 318/4	Szk 318	Szk 318/6	Szk 318/7	Szk 319
Code	SZK 11035002	SZK 09064502		SZK 09074602	SZK 09084702	SZK 09032102	SZK 09134802	SZK 09154902	SZK 09032202
Height (mm)	1285	605		830	1060	1285	1510	1740	1285
Width (mm)	345	610		610					610
Depth (mm)	630			630					630
Number of drawers	5	2		3	4	5	6	7	5
Number of rows in the drawer	1	2		2					3
Internal dimensions of drawers	H x W x D 150 (front 223) x 262 x 585			H x W x D 150 (front 223) x 262 x 585					H x W x D 150 (front 223) x 522 x 585
Sizes	B5 horizontally			B5 horizontally					215 x 170 mm

MEDICAL FURNITURE

DOCTOR'S OFFICE


Our medical cabinets allow for a complex arrangement of every room. The presented visualizations are just suggestions. The choice is yours.



EQUIPPING SUGGESTIONS




small, practical desks



a wide selection of filing cabinets



additional equipment



wide range of cabinets

MEDICAL FURNITURE

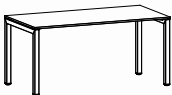
DOCTOR'S OFFICE

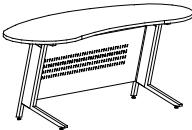
We offer two kinds of desks designed for a doctor's office:

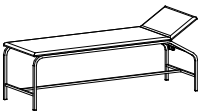
- small, highly functional STB desks with mobile pedestals,
- Zbm 304 desks with rounded top and with Szp mobile pedestal.

The 'Alicja' furniture set is highly functional as well. The set consists of Zbm desk and Zbm lockers (including one for clothes).





As an addition to medical furniture we offer an exam couch, a stool, and a curtain – indispensable in a doctor's office.


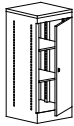
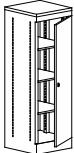
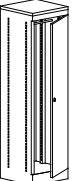
Tables		
Designation	Stb 1060	Stb 1080
Code	MST 0101010101	MST 0601010101
Height (mm)	745÷770	
Width (mm)	1000	
Depth (mm)	600	800


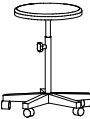
Alicja Furniture set		
Designation	Zbm 304	
Code	STBJ 16020705	
Height (mm)	740	
Width (mm)	1800	
Depth (mm)	800	
Equipment	-melamine-covered top	

Additional equipment		
Designation	Exam table	
Code	KOZETKA	
Height (mm)	520	
Width (mm)	560	
Depth (mm)	1880	
Description	- adjustable angle of abutment	

TECHNICAL SPECIFICATION

Mobile pedestals				
Designation	Szp 520	Szp 530	Szp 630	Szp 640
Code	MSZP 0101010101	MSZP 0101020101	MSZP 0102030101	MSZP 0102040101
Height (mm)	517		662	
Width (mm)	417			
Depth (mm)	556			
Equipment	- 1 higher drawer - 1 small drawer	- 3 small drawers	- 1 high drawer - 2 small drawers	- 4 small drawers

			
Zbm 102	Zbm 104	Zbm 106	Zbm 112
SZB 0101020302	SZB 0102020402	SZB 0103020502	SZB 0104020802
745	1030	1315	1600
435			
440			
- 1 adjustable shelf - melamine covered top	- 2 adjustable shelves - melamine covered top	- 3 adjustable shelves - melamine top	- shelf with a bar for hanging clothes - melamine covered top

	
Curtain	Stool
PARAWANS	TABORET
1850	410-540
1000	diagonal of the seat 350 mm
	diagonal of the seat 600 mm
- n 2 wheels	- 350 mm diameter upholstered top - height adjustable - on wheels

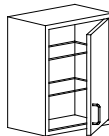

MEDICAL
FURNITURE

SZL MEDICAL CABINETS

The hanging cupboards make functional equipment for medical facilities or laboratory sites. Szl medical cabinets allow for arranging working space so as to maximize efficiency. They are equipped with sliding glass doors or metal winged doors – with a handle or magnetic lock. The cabinet with metal doors can serve as a first aid kit.



TECHNICAL SPECIFICATION

Medical cabinets				
Designation	Szl 101		Szl 102	Szl 103
Code	SZL 01010201		SZL 02010401	SZL 03010401
Height (mm)	500		500	
Width (mm)	400		800	1000
Depth (mm)	250		250	
Description	- hanging cabinet with one door having a handle and magnetic - two glass shelves inside		-hanging cabinet with sliding doors - glass doors and shelves	- hanging cabinet with sliding doors - glass doors and shelves

MEDICAL
FURNITURE

STL SURGICAL TABLES



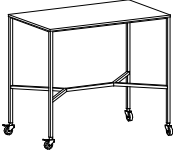

Surgical tables make it easy to transport tools in an operating block.

Wheels allow moving the table and putting it in every place at a doctor's office or operating theatre. All wheels are anti-static, non-marking, swivel, and two of them are with the safety brakes. Maximal load capacity of the table is 50 kg.

Stl 201 surgical instrument table. Acceptable maximum load capacity - 10 kg. Raised and lowered by hand (within the scope of 920 - 1380 mm), dimensions of working top: 600 x of 400 mm. Adjustable top.



TECHNICAL SPECIFICATION

Surgical table					
	Stl 101		Stl 103	Stl 102	Stl 104
	STL 01010201		STL 02010201	STL 01010401	STL 02010401
	880		880		
	1000		1400	1000	1400
	600		600		
Description	– surgical table				– surgical instrument table

MEDICAL FURNITURE

BEDSIDE CABINETS

Bedside cabinets are the essential equipment of hospital rooms, since they guarantee keeping the area around the patient's bed clean and orderly.

Szp 1 cabinet – the simplest and cheapest version of a bedside cabinet.

Szl 201 bedside cabinet – The cabinet with simple rotating and lifting mechanism. Symmetrical – the cabinet and its drawers open at both sides.

Szl 201o bedside cabinet – professional cabinet with lifting mechanism. There is also a possibility of adjusting the angle of the top.




Szp 1



Szl 201



Szl 201o



TECHNICAL SPECIFICATION

Bedside cabinets				
Designation	Szp 1		Szl 201	Szl 201o
Code	SZL 0604020601		SZL 0402050402	SZL 0503050502
Height (mm)	800		800	945
Width (mm)	420		610	585
Depth (mm)	420		420	415
Description	Equipped with: - roll bearing slides, - tabletop, - cabinet with a hold.		- a simple tabletop rotating and lifting mechanism	- a lifted tabletop

MEDICAL FURNITURE

ACID-PROOF FURNITURE

Acid-proof furniture ensure maintaining cleanness and sterility, long-term durability, aesthetics and high quality. Those are for professional applications as well as increasigly for rooms for allergy sufferers.

Surgical instrument table. With manually adjusted tray within the scope of 911 – 1370 mm, size of 600x400 mm. Rotating tray with the possibility of blocking in every position. Maximum load capacity is 10 kg.

The emergency table is intended for moving the sterile materials, baskets, tools, drugs and other equipment around an operation block, hospital departments, emergency rooms, laboratories and sterilization rooms.


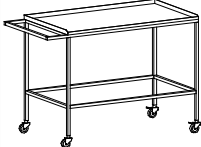
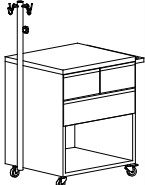

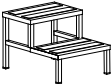
Cabinet for anaesthetics is equipped with a stand for liquids. The stand is adjustable in the range of 1300 – 2100 mm.

Stand for liquids – five-arm base, the upper part equipped with 4 hooks made of stainless rods. The stand is adjustable in the scope of 1300 – 2200 mm.

Operating platform – steps are covered with anti-slide strips (made of material resistant to water, oil and UV radiation). Platform ensures the ergonomic working conditions during an operation.



TECHNICAL SPECIFICATION

						
Designation	Std		Stlk	Szla	Wmk	Two-step operating platform
Code	STLN 03020602		STLN 02010204	SZLN 0907011102	SJLN 01010101	SLN 010101
Height (mm)	911-1370		880	840	1360-2340	430
Width (mm)	460		1400	770	575	500
Depth (mm)	630		600	600	575	650

WORKSHOP FURNITURE

*Furniture
you can depend on*



WORKSHOP FURNITURE

CONTENTS

STW Workshop tables	214
SZW Workshop cabinets	216
SZW Workshop cabinets for tools	218
SZWG Workshop cabinets	220
SWM Workshop cabinets	222
RMM Storage racks	224
SLS Workshop cabinets	226
SL Workshop cabinets	228
SFR Workshop cabinets	232
Workshop cabinets	234
TECHNO Workbenches	238
SMD Workshop cabinets	
UWS Workshop cabinets	
WWT Workshop trolleys	240
Accesories	244
Industrial computer cabinets	248

During the design and manufacturing process, we care about all the details: order, safety, versatility, functionality, ergonomics, design and most importantly - people and their needs at the workstation. Our workshop cabinets, trolleys, boxes, workbenches, tool walls and industrial computer cabinets due to their high quality, functionality and durability will surely meet your expectations.

Our workshop furniture allow for practical arrangement of every workstation. Every piece of workshop furniture is made of powder coated steel protected from corrosion. Colours according to RAL palette.

It is also possible to customize the construction and colours according to the client's individual needs.



For self-assembly



Regulated levelling feet




On wheels



Load capacity of shelf – 15 kg



Load capacity of shelf – 20 kg



Load capacity of shelf – 50 kg



Load capacity of shelf – 75 kg



Various types of locks



Loading capacity of evenly loaded table – 450 kg



Loading capacity of evenly loaded table – 600 kg



Loading capacity of evenly loaded table – 900 kg



Loading capacity of evenly loaded table – 1350 kg



Product with electrical components - safe

WORKSHOP FURNITURE


STW WORKSHOP TABLES

Our STW workshop tables combine high quality, strength and functionality.



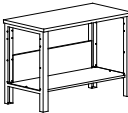
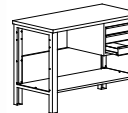
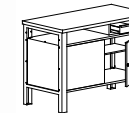
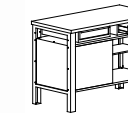

STW Workshop tables are designed for mechanical workshops, tool departments, as well as small mechanical workshop and individual clients.

Workshop tables in combinations with metal cabinets, tool walls and storage racks provides great work organization.





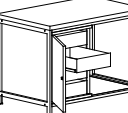
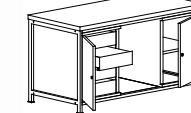
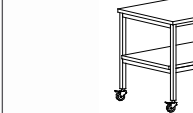
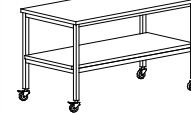

Their diversity guarantees that they are perfectly fitted to the customer's individual needs.



TECHNICAL SPECIFICATION

Workshop tables							
	Stw 111	Stw 121					
	STWS 01010201	STWS 02010202					
	850						
	600	1200					
	600						
	30 x 600 x 600	30 x 1200 x 600					
							
	Stw 321	Stw 322	Stw 323	Stw 324	Stw 311		
	STWS 02010103	STWS 02010104	STWS 02010305	STWS 02010306	STWS 01010207		
	850						
	1200	1200	1200	1200	600		
	600						
	30 x 1200 x 600	30 x 1200 x 600	30 x 1200 x 600	30 x 1200 x 600	30 x 600 x 600		



Workshop tables							
	Stw 122	Stw 112					
	STWS 02020211	STWS 01020207					
	750						
	1200	600					
	600						
	30 x 1200 x 600	30 x 600 x 600					
							
	Stw 113	Stw 114	Stw 401	Stw 402	Stw 403	StbG 45	StbG 47
	STWS 01020212	STWS 01020113	STWS 04010209	STWS 05010310	STWS 06010310	GST 02020202	GST 01010201
	850					725 - 920	900
	600	600	1200	1600	200	1200	1000
	600		750			600	
	30 x 600 x 600	30 x 600 x 600	40 x 1200 x 750	40 x 1600 x 750	40 x 2000 x 750		

WORKSHOP FURNITURE

SZW WORKSHOP CABINETS

Due to easy access to the tools, workshop cabinets allow to keep the workstation in order.


Perforated internal walls allow for easy hanging holders, brackets and hooks for tools.

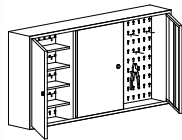
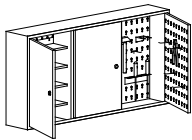
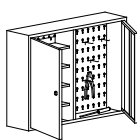
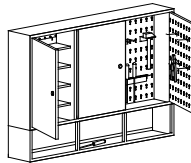
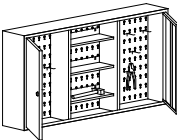
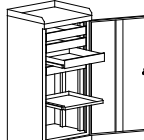
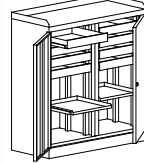
Szw 104 and Szw 108 workshop cabinets are equipped with drawers and shelves on roll bearing slides and a work desk on the top of the box.

Workshop cabinets (except Szw 104 and Szw 108) are delivered in elements.



TECHNICAL SPECIFICATION



Workshop boxes								
Designation	Szw 120	Szw 121		Szw 080	Szw 122	Szw 123	Szw 104	Szw 108
Code	SZWS 02010201	SZWS 02010302		SZWS 01010103	SZWS 02020304	SZWS 02010205	SZW 0101010101	SZW 0201020201
Height (mm)	600	600		600	750	600	1090	1090
Width (mm)	1200	1200		800	1200	1200	500	1000
Depth (mm)	2000	200		200	200	200	435	435
Equipment	- 8 galvanized hooks - 145, 120, 85 mm each - 4 shelves	- 9 holders - wrench holder (1), drill holder (1), screwdriver holder (1), handle with single cut (1), holder with double cut (2), holder with oval cut (2) - 2 hooks - 85, 120, 145 mm each - backside of the doors have perforation		- 8 galvanized hooks - 145, 120, 85 mm each, 6 hooks of 120 mm long - 4 shelves	- 6 holders from 0.8 mm steel sheet, three holders from 1.5 mm steel sheet-wrench holder (1), drill holder (1), screwdriver holder (1), chisel holder (1), file holder (1), screwdriver open holder (1), holder with single cut (1), holder with double cut (1), holder with oval cut (1); two galvanized hooks - 4 shelves	- 5 galvanized hooks - 145, 120, 85 mm each, 3 shelves - middle part of the box without doors	- 4 drawers and shelf mounted on roll bearing slides - the top serves as a stand with edges on three slides - extendable shelf	- 8 drawers and two shelves mounted on roll bearings slides - the top serves as a stand with edges on three sides - 2 extendable shelves

WORKSHOP FURNITURE

SZW WORKSHOP LOCKERS FOR TOOLS

ŚNN TOOL WALLS

It is essential to have the most necessary tools within reach. This can be ensured by our tool walls. Tool walls for self assembly.

SZWN WORKSHOP TROLLEY

- The workshop trolleys are equipped with:
- tops made from hardwood plywood,
 - all drawers locked with central lock,
 - drawers on ball bearing slides (maximum load capacity of 50 kg per drawer),
 - doors locked with a cylindrical lock,
 - two swivel wheels.

SZWG CABINET

Workshop locker on swivel wheels (2 with brakes). The top part made of perforated steel sheet (back and side walls), the bottom part with a shelf and 2 drawers. Set of hooks - according to the client's needs (at an extra cost).

SZW WORKSHOP CABINET WITH DRAWERS

Szw lockers provide stable construction, central lock, anti tilt system (preventing from opening more than one drawer at a time).
Maximum load capacity per drawer: 75 kg.
On customer's request the top can be covered with: rubber, plywood in metal frame or acid-proof steel sheet.

Drawer partitions are also available, allowing for dividing the drawer into 5 rows. Every row is equipped with 2 galvanized partitions.



Szw 301



TECHNICAL SPECIFICATION

Tool walls	
Designation	Śnn 300
Code	SNN 010101
Height (mm)	600
Width (mm)	1195
Depth (mm)	16
Equipment	-base board – 3 pcs, single hook (58 mm) -5 pcs, long slot holder for the screwdrivers – 1 pc, holder with circular holes – files – 1pc, holder with rectangular holes – chisels – 1 pc, holder for a drill – 1 pc, holder for the wrench – 1 pc, holder with circular holes for screwdrivers – 1 pc, holder for V container – 2 pcs, single holder – 4 pcs.

Workshop trolleys			
Designation	SzwN 251	SzwN 252	SzwG 43
Code	GWJ 0101020702	GWJ 0101010802	GWJ 03020306
Height (mm)	928		1930
Width (mm)	961		815
Depth (mm)	600		600
Equipment	5 drawers (including one deep drawer)	10 drawers (including 2 deep drawers)	- On wheels – the top part made of perforated steel sheet (back and side walls). The bottom part with a shelf and 2 drawers.

Workshop cabinets with drawers			
Designation	Szw 301	Szw 302	Szw 305
Code	SZWL 0202010201	SZWL 0202010301	SZWL 0202010601
Height (mm)	1051	1051	1051
Width (mm)	1000	1000	1000
Depth (mm)	585	585	585
Height of drawers (mm)	width: 903 x depth: 435	width: 903 x depth: 436	width: 903 x depth: 437
Height of front	1 drawer 175 mm 2 drawers 225 mm 1 drawer 275 mm	1 drawer 75 mm 2 drawers 125 mm 2 drawers 175 mm 1 drawer 225 mm	7 drawers 75 mm 3 drawers 125 mm


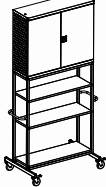
WORKSHOP FURNITURE

SZWG WORKSHOP CABINETS

It is a very practical workshop set consisting of a cabinet, (back wall, side and doors perforated inside) and the base-rack with 3 shelves. 180 degrees doors opening angle. Hangers, handles and hooks available separately - offer page 244.



TECHNICAL SPECIFICATION

SzwG workshop cabinet		
Designation	SzwG43	SzwG43
Code	GWJ 0302030600S08	GWJ 0302030600S09
Height (mm)	2500	2700
Width (mm)	1200	1200
Depth (mm)	800	800
Equipment	- 800 mm high cabinet - base with 3 shelves	- 1000 mm high cabinet - base with 3 shelves

WORKSHOP FURNITURE

SWM WORKSHOP CABINETS

SWM WORKSHOP CABINETS

Anyone can find a suitable cabinet for storing any kind of equipment in their workshop. Extremely strong and practical metal workshop cabinets perform well under any conditions. The height of shelves is adjustable due to mounting holes punched every 25 mm. Door handles are equipped with a 2 point block ing lock. SWM 205 cabinet with containers allow to sort even the smallest elements.

SWM 501 WORKSHOP CABINET

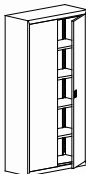
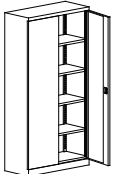

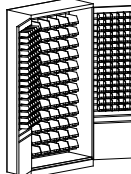
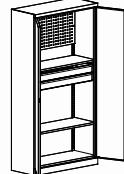
Winged doors.
Inside there is a perforated wall, 2 drawers, 2 shelves adjustable every 25 mm.
Set of hooks – set individually (at an extra cost).



Swm 501



TECHNICAL SPECIFICATION

Workshop Cabinets									
	Designation	Swm 402		Swm 404	Sbm 203W	Sbm 212W	Swm 204	Swm 205	Swm 501
	Code	SWMS 03020303		SWMS 04020303	SBM 03030304	SBM 04030304	SWM 0202030401	SWM 0202030402	SWML 01020204
	Height (mm)	1980		1990		1990	1990	2000	
	Width (mm)	1000		1200	1000	1200	1000	1000	1020
	Depth (mm)	420		435		435	435	435	
Description	- self-assembly cabinets - 4 shelves		- 4 shelves adjustable every 25 mm	Workshop cabinet designed to be equipped with containers: - there are strips on the back wall of the cabinet, made for hanging 72 tool boxes (of dimensions as follows: 108x144x224/170 mm) - there are metal strips on the doors of the cabinet for hanging 80 tool boxes (dimensions: 6x77x119/90 mm) -containers are not included		Workshop cabinet with containers: - there are strips on the back wall of the cabinet, made for hanging 72 tool boxes (dimensions: 108x144x224/170 mm) - there are metal strips on the doors of the cabinet made for hanging 80 tool boxes (dimensions: 6x77x119/90 mm)		- perforated wall - 2 shelves - locker - 2 shelves	

WORKSHOP FURNITURE

RMM STORAGE RACKS

Universal storage racks are essential everywhere where there are different objects stored, such as tools, cartons etc.

In order to shorten the time-consuming assembly of storage racks we designed racks assembled without screws. They are simple and easy to assemble and disassemble. Durability, solidity and quality are unique qualities of these storage racks. Elements of storage racks are made of powder coated metal sheets.

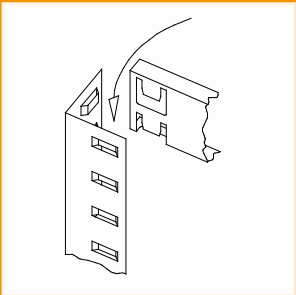
It is also possible to order storage racks made of galvanized acid-resistant steel.

In rack assembled with screws shelves are adjustable every 60 mm, and every 30 mm in racks assembled without screws.


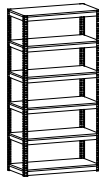
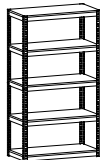

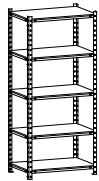
Storage racks for self-assembly.



TECHNICAL SPECIFICATION



Assembly of snap-fit racks

Storage racks					
					
Designation	Rmm 302	Rmm 301	Rmm 303	Rmm 202	Rmm 201
Code	RMM 0301010201	RMM 0303040201	RMM 0305030201	RMM 0102020101	RMM0204030101
Height (mm)	900	1980	1800	1510	2000
Width (mm)	1000	1000		750	900
Depth (mm)	500	500		300	600
Number of shelves	3	6	5	4	5
Assembly with screws				+	+
Assembly without screws	+	+	+		
Load capacity (kg)	200	200		100	

WORKSHOP FURNITURE

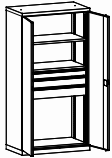
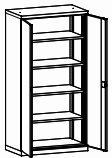
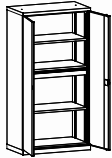
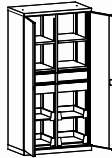
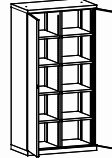
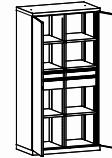
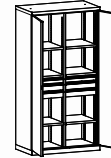
SLS WORKSHOP CABINETS

SLS Workshop cabinets are delivered as welded construction.
They do not require assembly by a customer.
Drawer's extension - 100%
Shelves are galvanized, powder-coated.
Shelf's load capacity – up to 160 kg.
Load capacity of 150 mm, 125 mm, 100 mm drawers – 160 kg

75 mm drawer's load capacity - 100 kg.
Load capacity of the whole cabinet - 1300 kg.



TECHNICAL SPECIFICATION

SLS Workshop cabinet								
Designation	SLS 1951-7VA	SLS 1951-6		SLS 1951-8VA	SLS 1951 T-1VA	SLS 1951 T-2	SLS 1951 T-3VA	SLS 1951 T-4VA
Code	SLS 0303022307	SLS 0303021605		SLS 0303022407	SLS 0403022607	SLS 0403022005	SLS 0403022707	SLS 0403022808
Height (mm)	1950	1950		1950	1950	1950	1950	1950
Width (mm)	1000	1000		1000	1000	1000	1000	1000
Depth (mm)	540	540		540	540	540	540	540
Equipment	- 2 shelves - 3 drawers (150 mm, 125 mm, 100 mm)	- 4 shelves		- 3 shelves - 1 drawer 100 mm	- divided partition wall - 4 shelves - 4 drawers 150 mm - 4 pullout shelves	- divided partition wall - 8 shelves	- divided partition wall - 6 shelves - 2 drawers 150 mm - 2 drawers 100 mm	- divided partition wall - 4 shelves - 4 drawers 100 mm - 2 drawers 75 mm

WORKSHOP FURNITURE

SL WORKSHOP CABINETS

SL workshop cabinets are very practical furniture equipped with shelves, drawers with handles and compartments.


Shelves' load capacity - 75 kg
 Drawers' load capacity - 35 kg
 Cabinets' load capacity - 800 kg
 Powder coated galvanized shelves.
 Drawer's extension - 85%.
 Ball-bearing slides.




CABINETS' ADVANTAGES



closed compartments



adjustable shelves



100 mm, 150 mm, 300 mm
drawers



3 point doors locking

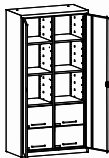
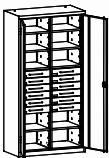
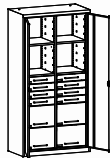


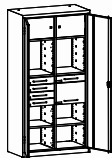
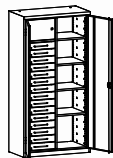
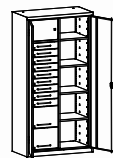
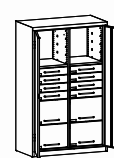
drawers with handles

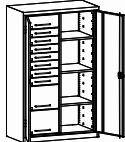



WORKSHOP FURNITURE

SL WORKSHOP CABINETS



Workshop cabinets								
	Designation	SL 110.18		SL 110.21	SL 162.18	SL 162.21	SL 163.18	SL 163.21
	Code	SSCH1 0202034206		SSCH1 0302034206	SSCH1 0202032306	SSCH1 0302032306	SSCH1 0202032506	SSCH1 0302032506
	Height (mm)	1950		1950				
	Width (mm)	1000		1200	1000	1200	1000	1200
Depth (mm)	500		500					
Equipment	- divided partition wall - 6 shelves - 4x 300 mm high drawers		- divided middle wall - 8 shelves - 12 drawers 100 mm		- divided middle wall - 4 shelves - 4x 300 mm high drawers - 8 drawers 100 mm			

Workshop cabinets								
Designation	SL 164.18	SL 164.21	SL 166.18	SL 166.21	SL 168.18	SL 168.21	SL 165.13	SL 165.15
Code	SSCH1 0202032406	SSCH1 0302032406	SSCH1 0202032606	SSCH1 0302032606	SSCH1 0202032806	SSCH1 0302032806	SSCH1 0203032106	SSCH1 0303032106
Height (mm)	1950		1950				1600	
Width (mm)	1000	1200	1000	1200	1000	1200	1000	1200
Depth (mm)	500		500					
Equipment	<ul style="list-style-type: none">- divided partition wall- 4 shelves- 5x 100 mm high drawers- 1x 300 mm high drawer- 2x 300 mm high closed compartments		<ul style="list-style-type: none">- divided middle wall- 4 shelves- 15 drawers- closed compartment 300 mm		<ul style="list-style-type: none">- divided middle wall- 4 shelves- closed compartment 300 mm- 9 drawers 100 mm- 2x 300 mm high drawers		<ul style="list-style-type: none">- divided middle wall- 2 shelves- 4x 300 mm high drawers- 8 drawers 100 mm	

Workshop cabinets											
	Designation	SL 168.13				SL 168.15	SL 162.03	SL 162.06	SL 163.03	SL 163.06	SL 167.03
	Code	SSCH1 0203032206				SSCH1 0303032206	SSCH1 0201031906	SSCH1 0301031906	SSCH1 0201032006	SSCH1 0301032006	SSCH1 0201035106
	Height (mm)	1950				1000					
	Width (mm)	1000				1200	1000	1200	1000	1200	1000
Depth (mm)	500		500								
Equipment	<ul style="list-style-type: none">- divided partition wall- 3 shelves- 2x 300 mm high drawers- 7x 100 mm high drawers- 1x 150 mm high drawer		<ul style="list-style-type: none">- divided middle wall- 2 shelves- 2x 300 mm high drawers- 4 drawers 100 mm	<ul style="list-style-type: none">- divided middle wall- 2 shelves- 2 drawers 100 mm- 2 drawers 150 mm	<ul style="list-style-type: none">- divided middle wall- 4x 300 mm high drawers- 2 drawers 100 mm- 2 drawers 150 mm						

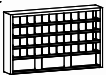
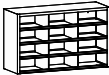
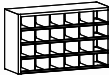
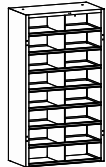
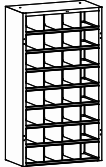
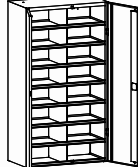
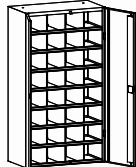
WORKSHOP
FURNITURE

SFR WORKSHOP CABINETS

Workshop cabinets with compartments are available with and without doors.



TECHNICAL SPECIFICATION


SFR workshop cabinets								
Designation	SFR 51/1	SFR 12/1		SFR 24/1	SFR 16/1	SFR 32/1	SFR 16/2	SFR 32/2
Code	SFR 0302010500S5	SFR 0202010300S4		SFR 0202010400S3	SFR 0101010100S1	SFR 0101010200S2	SFR 0101020100S6	SFR 0101020200S7
Height (mm)	900	900		900	1800	1800	1800	1800
Width (mm)	1500	15000		1500	1000	1000	1000	1000
Depth (mm)	250	500		500	500	500	500	500
Number of compartments	- 48 small compartments - 3 large compartments	12		24	16	32	16	32
Compartments' dimensions	121 x 109 x 250 mm 175 x 466 x 250 mm	175 x 466 x 500 mm		175 x 237 x 500 mm	180 x 455 x 500 mm	180 x 222 x 500 mm	180 x 455 x 500 mm	180 x 222 x 500 mm

WORKSHOP FURNITURE

WORKSHOP CABINETS

Cabinets can be equipped with:


- adjustable shelves,
- drawers,
- a compartment,
- boxes,
- perforated wall (hooks and hangers available separately).



adjustable shelves



drawers



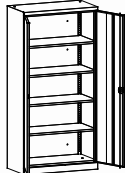


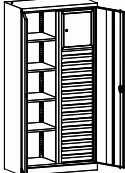
perforated wall


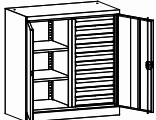
CABINETS' ADVANTAGES

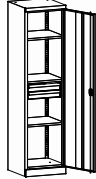
WORKSHOP FURNITURE

WORKSHOP CABINETS



Workshop cabinets					
Designation	SWM201		SWM201L1	SWM201L2	SWM201L
Code	SWM0403030306S48		SWM0403030106S21	SWM0403030106S22	SWM0403030106S18
Height (mm)	1950		1950	1950	1950
Width (mm)	950		950	950	950
Depth (mm)	500		500	500	500
Equipment	4 adjustable shelves		- 2 adjustable shelves - 4 drawers - perforated wall	- 8 adjustable shelves - 48 containers	- 4 adjustable shelves - 16 drawers - a compartment

Workshop cabinets			
Designation	SWM101A3		SWM 101L1
Code	SWM0404030207S41		SWM0404030106S20
Height (mm)	1000		1000
Width (mm)	950		950
Depth (mm)	500		500
Equipment	- 2 adjustable shelves		- 2 adjustable shelves - 10 drawers

Workshop cabinets	
Designation	SWM201L3
Code	SWM0503021607
Height (mm)	1950
Width (mm)	500
Depth (mm)	500
Equipment	- 3 adjustable shelves - 2 drawers



WORKSHOP FURNITURE

TECHNO WORKBENCHES

We also offer professional workbenches:

- Techno Expert workbenches
- Techno Light workbenches

Workbenches for self assembly.


Due to the modular construction and two lines, Techno Workbenches offer the possibility to create a workbench in hundreds of combinations according to your needs:

- Techno Expert Workbenches - designed for professional applications,
- Techno Light Workbenches. - designed for professional as well as amateur applications.

Ask for the detailed catalogue of Techno Workbenches.



WWT



WORKSHOP FURNITURE

SMD WORKSHOP CABINETS
UWS WORKSHOP CABINETS
WWT WORKSHOP TROLLEYS



CABINETS' ADVANTAGES




desktop



side edge



galvanized shelves
with edges

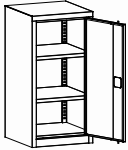
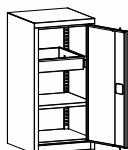
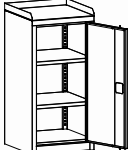
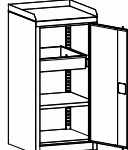
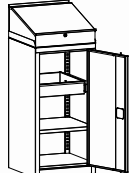


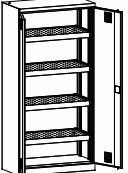

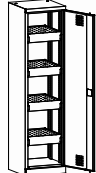

perforation on the door




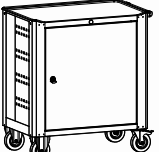
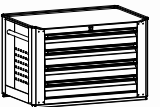


WORKSHOP FURNITURE

SMD WORKSHOP CABINETS
UWS WORKSHOP CABINETS
WWT WORKSHOP TROLLEYS

Workshop cabinets						
Designation	SMD 515/1		SMD 515/2	SMD 515/3	SMD 515/4	SMD 515/5
Code	SZW 0302010703		SZW 0302010803	SZW 0303010703	SZW 0303010803	
Height (mm)	1000		1000	1050	1050	1255
Width (mm)	500		500	500	500	500
Depth (mm)	500		500	500	500	500
Equipment	- 2 shelves		- 1 shelf - 1 drawer	- side edge - grooved rubber - 2 galvanized shelves	- side edge - grooved rubber - 1 drawer - 1 galvanized shelf	- side edge - pulpit - 1 drawer - 1 galvanized shelf

Workshop cabinets					
Designation	UWS 905	UWS 915		UWS 505	UWS 515
Code	UWS 0202060201	UWS 0201060101		UWS 0102050201	UWS 0101050101
Height (mm)	1950	1000		1950	1000
Width (mm)	950	950		500	500
Depth (mm)	500	500		500	500
Equipment	- 4 adjustable galvanized shelves with edges	- 2 adjustable galvanized shelves with edges		- 4 adjustable galvanized shelves with edges	- 2 adjustable galvanized shelves with edges

WWT Workshop trolleys						
Designation	WWT 75A		WWT 75B	WWT 75C	WWT 75D	WWT top cabinet
Code	WWT 0101010102		WWT 0101010202	WWT 0101010302	WWT 0101020401	XXXP 030042
Height (mm)	900			900		516
Width (mm)	790			790		790
Depth (mm)	490			490		490
Equipment	1x 300 mm high drawer 2x 100 mm high drawer 2x 75 mm high drawer		1x 200 mm high drawer 1x 150 mm high drawer 4x 75 mm high drawer	1x 200 mm high drawer 6x 75 mm high drawer	winged doors 2 adjustable shelves	4 x 100 mm high drawer




WORKSHOP FURNITURE


ACCESSORIES




TECHNICAL SPECIFICATION





Hangers		
Designation	Short double hanger L50	Long double hanger L150
Code	YMIN282	YMIN281
Description	Short double hanger	Long double hanger

		
Short single hanger L50	Short single hanger	Flat wrench hanger
YMIN284	YMIN283	YMIN493
Short single hanger	Long single hanger	Flat wrench hanger





Hangers	
Designation	Screwdriver hanger
Code	YMIN492
Description	Screwdriver hanger

		
Screwdriver hanger	Tool hanger L150	Gear Hanger ø60 mm
YMIN491	YMIN499	YMIN490
Screwdriver hanger	Tool hanger	Gear hanger, for example, for a drill

Insert containers			
	Designation	Workshop container S1/h45 - LOW	Workshop container S1/h63 - HIGH
	Code	YMIN392	YMIN393
	Dimension height x width x depth	45 x 54 x 54 mm	63 x 54 x 54 mm
	Description	made of plastic	

							
Workshop container S2/h45 - LOW	Workshop container S2/h63 - HIGH	Workshop container S3/h45 - LOW	Workshop container S3/h63 - HIGH	Workshop container S4/h45 – LOW	Workshop container S4/h63 - HIGH	Workshop container S5/h45 - LOW	Workshop container S5/h63 - HIGH
YMIN394	YMIN395	YMIN396	YMIN397	YMIN398	YMIN399	YMIN340	YMIN341
45 x 54 x 108 mm	63 x 54 x 108 mm	45 x 108 x 108 mm	63 x 108 x 108 mm	45 x 108 x 162 mm	63 x 108 x 162 mm	45 x 108 x 216 mm	63 x 108 x 216 mm
made of plastic							







WWT trolleys' accessories	
Designation	WWT Bin
Code	XWWT 04050402
Dimension height x width x depth	145 x 350 x 110/176
Description	

			
Metal container A do WWT	Metal container B do WWT	Paper bowel towel	Movable shelf to the drawer WWT
XWWT 03030302	XWWT 03040302	XWWT 02020202	XWWT 06070802
70 x 200 x 80	70 x 350 x80	85 x 350 x185	
			Movable shelf to the drawer WWT covered with microrubber

WORKSHOP FURNITURE

ACCESSORIES



WWT accessory				
Designation	A70 Metal partition		A95 Metal partition	A145 Metal partition
Code	XWWT 05060503		XWWT 05060603	XWWT 05060703
Description	Partition's height – 70 mm Number of rows – 2 wide		Partition's height – 95 mm Number of rows – 2 wide	Partition's height – 145 mm Number of rows – 2 wide
WWT accessory				
Designation	B70 Metal partition		B95 Metal partition	B145 Metal partition
Code	XWWT 05060504		XWWT 05060604	XWWT 05060704
Description	Partition's height – 70 mm Nuner of rows – 4 narrow		Parition's height – 95 mm Number of rows – 4 narrow	Parition's height – 145mm Number of rows – 4 narrow
WWT accessory				
Designation	C70 Metal partition		C95 Metal partition	C145 Metal partition
Code	XWWT 05060505		XWWT 05060605	XWWT 05060705
Description	Parition's height – 70 mm Number of rows – 2 wide + 1 narrow		Parition's height – 95 mm Number of rows – 2 narrow + 1 wide	Parition's height – 145 mm Number of rows – 2 narrow + 1 wide

WORKSHOP FURNITURE

CABINETS FOR INDSTRUTIAL COMPUTER

Perfect solution for factories to store industrial computers.

SPNK

The cabinet has a flat structure of minimum depth. The front screen is adapted to assembly 16:9 LCD screen and of maximum 22 inches diagonal. The resistance class, supported with examinations IP-42, ensure protection of the cabinet against foreign objects of over 1 mm size, and protection against drops of water falling down on the casing at the angle of 15 degrees. The unscrewed base of the cabinet enables screwing the cabinet directly to ground. Rich equipment as standard: a fan, a power supply, a service wire, and a power strip with the antiinterference filter.

SMK

The upper glass part for LCD screen allows to use equipment even if there is dust on the factory floor. The bottom covered part serves for safe-keeping of the computer and other devices. Extendable shelf allows for using the keyboard easily and comfortably. The cabinet has legs with possibility of leveling what allows to put it on each kind of floor, even the uneven one. The cabinet is equipped with inner electric fan that cools the working computer. In the bottom part of the cabinet there is a powering anti-interference slat. Back side has ventilation holes in it. The adjustable shelf makes it possible to set its height depending on kind of computer kept in the cabinet.



Computer protection
Protection against dust and water, accidental damage and unauthorized access – IP 42 resistance class.



Stability
The unscrewed base of the cabinet enables screwing the cabinet directly to ground.



Functionality
The 4:3 front screen is adapted to assembly 16:9 LCD screen and of maximum 22 inches diagonal.



Wide range of accessories
Standard equipment: 2 shelves on latches, 1 extendable shelf for a computer, a fan, a power strip with the antiinterference filter, Ethernet loop, power strip , a handle for LCD screen, doors with a lock with patent filler – 3 point locking, Place for a keyboard closed with a cylindrical lock – locking in 1 point.

TECHNICAL SPECIFICATION

Industrial computer cabinet					
		SmK	SmKa	SmK1	SmK1a
		SMK 0101010201	SMK 0101010202	SMK 0101010101	SMK 0101010102
		1750			
		640			
Designation	SPNK	630			
Code	SMK0506050506				
Height (mm)	1770				
Width (mm)	755				
Depth (mm)	330				
Equipment	Cabinet equipped with: - a fan, - a power strip, - a terminal, - a power strip with the anti-interference filter.	The keyboard protecting part opens together with the main door. The cabinet with equipment: a fan and a power strip.	The keyboard protecting part opens separately. The cabinet with equipment: a fan and a power strip.	The keyboard protecting part opens together with the main door. The cabinet without any additional equipment.	The keyboard protecting part opens separately. The cabinet without any additional equipment.

WORKSHOP FURNITURE

INDUSTRIAL COMPUTER CABINET

SMK 3A

Cabinets are equipped with the drawer for a keyboard and extendable shelf in the bottom compartment. On the side walls the cabinet has a ventilation. In the back wall of the cabinet there are holes for the power supply. Glass screen made of the tempered glass. The cabinet equipped with levelling feet.

SMK 4A

Industrial computer cabinet – the glass part is adapted for the depth of the LCD screen. Extendable shelf allows for using the keyboard easily and comfortably. The back side has ventilation holes in it. The adjustable shelf makes it possible to set its height depending on the kind of computer kept in the cabinet.

SMK 2

Industrial computer cabinet made of 0.8 mm thick steel sheet. There is one door at the entire height. A shelf for the LCD screen is fixed, other shelves can be adjusted every 25 mm. The cabinet can store LCD screen of size up to 17 inches. The cabinet is equipped with a fixed shelf for a keyboard and a mouse (assembly at customer's place), a fan, a power strip with 4 sockets.



SMK 3A



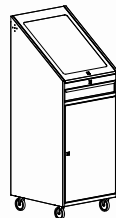
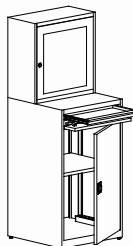
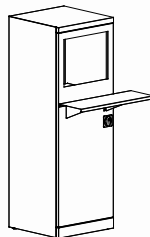
SMK 4A



SMK 2



TECHNICAL SPECIFICATION

Industrial computer cabinet					
Designation	SmK 3A	SmK 3A	SmK 4a	SmK 4a	SmK 2
Code	SMK 0405010104	SMK 0405010204	SMK 0101010105	SMK 0101010205	SMK 0202030203
Height (mm)	1545		1750		1600
Width (mm)	640		640		550
Depth (mm)	635		630		550
Equipment	Electric equipment not included. Equipped with: – keyboard shelf, – sliding shelf in the lower compartment, – ventilation on the sides, – holes for the wires at the back of the locker.	Electric with wiring system equipped with: – keyboard shelf, – sliding shelf in the lower compartment, – ventilation on the sides, – holes for the wires at the back of the locker.	Cabinet equipped with: - keyboard protecting part, - adjustable shelf, - fan, - power strip.	Cabinet equipped with: - keyboard protecting part, - adjustable shelf.	Cabinet equipped with: - fixed shelf for a keyboard and a mouse (assembly at customer's place), - fan, - power strip with 4 sockets.

MOVABLE SHELVING SYSTEM

*Furniture
you can depend on*



TABLE OF CONTENTS

LITREG crank driven movable shelving system

254

Movable shelving system with SOFT TOUCH electric drive

260

MOVABLE SHELVING SYSTEM

LITREG CRANK DRIVEN MOVABLE SHELVING RACKS

WE UNDERSTAND THE NEEDS

We understand your need for furnishing offices, archives and libraries. We offer movable shelving racks. It is an ideal solution for documents archiving and storing, as it gives unlimited possibilities and allows to use archival area at maximum.

WE GUARANTEE THE FUNCTIONALITY

Wide range of the equipment possibilities ensure effective use of even the smallest space. Additional equipment: frame, extendable drawers, shelves and supports for documents ensure effective work.

WE ENSURE THE SATISFACTION

We will present our offer on your every enquiry. We will design a plan of developing an archive, a warehouse or an office with bookshelves at no extra cost, proposing the most advantageous solutions. Together we will create the optimal solution for efficient use of rooms.



VARIOUS SOLUTIONS



MEDALIST SHELVING



open shelving



shelving with sliding doors



shelving with winged doors



closing shelving rack

MOVABLE SHELVING SYSTEM

'LITREG' CRANK DRIVEN MOVABLE SHELVING SYSTEM

We offer solutions that adapt to people's needs and guarantee functionality, dynamics, efficiency of use and friendly atmosphere.


It is possible to adjust height of a shelving and width of shelves according to customer needs.



Extendable frame drawer – an easy access to files.



Extendable shelf – ensures comfort of use.




Book support - for comfortable use and organized files.



Crank mechanism with blockade - safe manual.




Crank mechanism with blockade with a lock - additional security.



Solid frame bearer guarantees stability and durability.




Solid crank mechanism - big transmission, easy to move.




Adjustable shelves – guarantee flexibility of shelving racks.



Strengthening cross bar - ensures stability and stiffness of shelving rack's construction.



Frame with card holder - allows for proper organization of documents.




Embedded trackage.



Surface trackage.



Mesh panel system - for safe paintings storage.




Wardrobe rack - wide range of use.

TECHNICAL SPECIFICATION

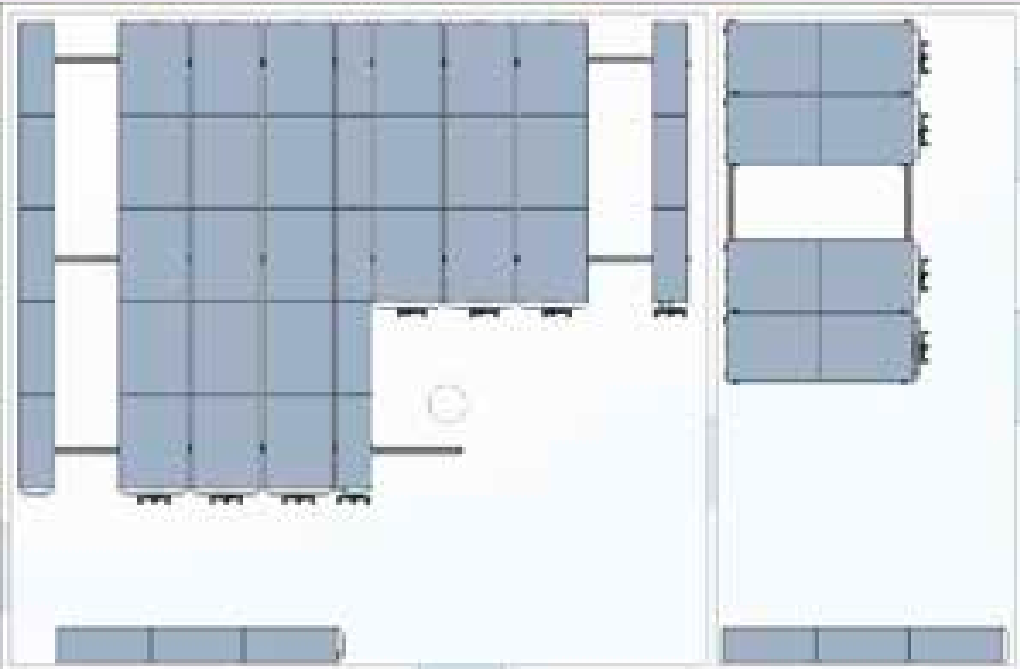
Height (mm)	2019		2394	
Shelf's width (mm)	1000		750	
Shelf's depth (mm)	250	300	350	370
Shelves per unit	5 or 6 shelves + 1 top shelf as a cover			
Distance between shelves	350 mm			
Shelf's adjustment	every 25 mm			
Loading capacity	40 kg		80 kg – (option)	
Distance buffers	20 mm thick			
Drive	Crank driven			
Additional equipment	- shelf's partitions - a lock – a blockade - full and frame drawers for hanging files (only for 370 mm deep shelf) - extendable shelves - mesh panel system–wardrobe rack			

MOVABLE SHELVING SYSTEM

LITREG CRANK DRIVEN MOVABLE SHELVING SYSTEM



3D Model
400 running metres of shelving



furnishing project
400 running metres of shelving


ECONOMY OF SPACE

Standard shelving allows to store only 1040 binders.


By applying LITREG CRANK DRIVEN MOVABLE SHELVING SYSTEM it is possible to double the storage place.

Furnishing the same area with our movable shelving allow to store 2080 binders.

Because of individual technical conditions and customer's requirements, we provide you with a project together with estimated cost only after receiving information about available space and requirements.



stationary shelving
80 running metres - ca. 1040 binders



movable shelving racks
160 running metres - ca. 2080 binders

MOVABLE SHELVING SYSTEM

MOVABLE SHELVING SYSTEM WITH SOFT TOUCH ELECTRIC DRIVE

MODERN SYSTEM

The movable shelving racks with SOFT TOUCH system is a truly innovative solution. Moving particular units no longer requires any physical effort. Tap gently in specific spot to access to required archives. This is a perfect solution for large and often used archives, when user is carrying documents and is not able to use his hands, and especially for disabled people. Shelving rack move smoothly, what protects files against changing their position during the move.



VARIOUS SOLUTIONS



MEDALIST SHELVING



shelving rack with
sliding doors



shelving rack
with shelves



shelving rack
with mesh panel

MOVABLE SHELVING SYSTEM

MOVABLE SHELVING SYSTEM WITH SOFT TOUCH ELECTRIC DRIVE

SHELVING'S FUNCTIONS

Movable shelving system provide possibility of transmission by means of following elements: electric motor and cogwheels coupled with transmission shaft.

The control system has following functions:

- opening,
- blocking,
- resetting,
- failure alarm,
- moving apart, airing,
- user protection, safety.



TRACKAGE

The trackage is galvanized. The total height of the track is 12 mm. Trackage is anchored to the floor with expansion bolts. The outermost tracks have an anti-tilt system, protecting against overturning. Optimally selected number of rails ensures smooth and easy movement of units. There is also a possibility of installing a chain in the trackway.

FRAME CHASSIS

The frame is made of powder coated steel profiles coloured in RAL 7035. The frame is equipped with shafts and cast iron wheels. The wheels have ball bearing to improve the quality of use. The frames are equipped with rubber distance buffers in order to prevent units from sliding off. Movable shelving system provide the possibility of transmission by means of following elements: electric motor, cogwheels coupled with transmission shaft.

LOAD-BEARING WALL

The load-bearing wall is made of powder coated steel sheet and perforated every 25 mm (either in intervals or continuously). Thus shelves can be adjusted at any desired height. For additional rigidity of units, a cross-wise strengthening is applied.

MOVABLE SHELVING SYSTEM

MOVABLE SHELVING SYSTEM WITH SOFT TOUCH ELECTRIC DRIVE

Movable shelving system with 'SOFT TOUCH' electric drive combines features of archiving huge stocks of documentation with the best customer service.



Shelves are made of powder coated steel and are equipped with a shelves' dividers, what prevent documents from moving on neighbouring shelf. Shelf's loading capacity is 40 kg or 80 kg (as an option). The front wall from the side of control panel, is covered with a decorative panel.



SAFETY



The shelving is designed with a possibility of locking with special keys. The access to particular units might be restricted only to employees possessing a particular key. The shelving also have in-built 'night positioning' option. All units slide in equal distance to each other so as to provide additional ventilation. Units are equipped with electric overload protection, that reacts to all obstacles while moving. Additionally, the shelving is equipped with a passive safety system. The system forces users to have a look at an opened alley, before it moves to another. All the functions guarantee safety of use.

MOVABLE SHELVING SYSTEM

MOVABLE SHELVING SYSTEM WITH SOFT TOUCH ELECTRIC DRIVE

Movable shelving system with modern electric propulsion. The control panel and the entire mechanism of the electric drive are fine-tuned in every detail, with the greatest safety consciousness and comfort of the user.

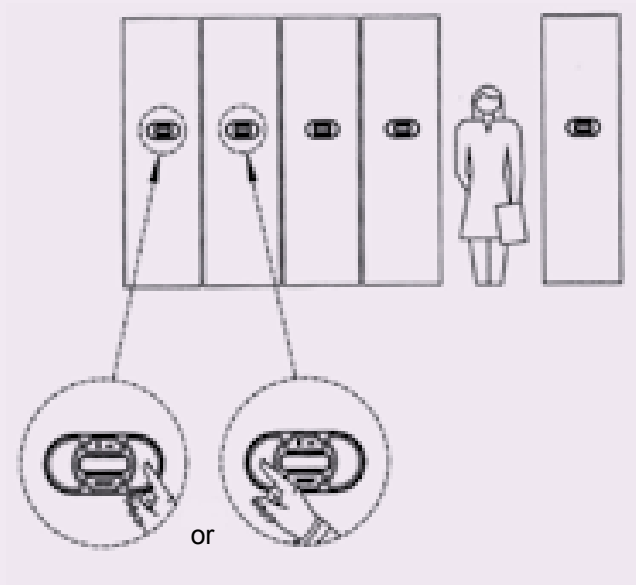


CONTROL PANEL

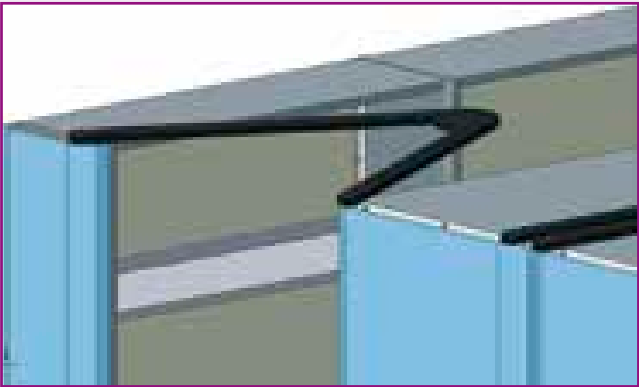
Movement of the system is held through the control panel placed on the front wall of each unit. It is possible to move all units with one control unit. Control panel indicate the direction of movement and opening of a corridor. Opening and closing of a particular unit comes down just to press the button on the control panel. The panel is equipped with the system of signal diodes, informing about the system failure. Additional control program is detecting and signaling the place and the kind of a breakdown.



ELECTRIC DRIVE



The units are moved with the control panel.



Wiring placed in cable channels put on the top of the unit- as shoulders between elements.

MOVABLE SHELVING SYSTEM

MOVABLE SHELVING SYSTEM WITH SOFT TOUCH ELECTRIC DRIVE

It is possible to adjust the height, the interspace of shelves and to fit solutions to individual needs of users.



Lighting of the space between units. The illumination is controlled electronically and works only above the unit currently used by a personnel. Lighting covers are placed on metal trusses, screwed to the top shelves (the covering). The illumination starts automatically when the alley is opened and switches off when it is closed, provided software allow user to set the time after which the light switches off.



Mesh panel system for safe storage of images.



Pull-out frame drawers facilitate access to documents.



SOFT TOUCH SYSTEM TECHNICAL SPECIFICATION


Height (mm)	2019	2394
Shelf's width (mm)	1000	750
	or set individually	
Shelf's depth (mm)	300	
Number of shelves	5 or 6 shelves + 1 covering shelf (dust cover)	
Distance between shelves	350 mm or set individually	
Shelf's adjustment	every 25 mm	
Shelf's load capacity	40 kg	80 kg (option)
Distance buffers	20 mm thick	
Drive	Electric	
Additional equipment	- shelf's dividers - lightning - pull-out frame drawers - mesh panels	




RAL 9010



RAL 1015



RAL 7032




RAL 8016




RAL 1023



RAL 2004




RAL 3020




RAL 3005




RAL 6011




RAL 6033



RAL 5018



RAL 7016




RAL 5012



RAL 5010



RAL 7035



RAL 9005

The only purpose of this table is to show the colours roughly. For more accurate view please see full RAL colours palette. We reserve the right to possibility of occurring insignificant differences from the given colours, what should not be a reason of any complaints.

We also reserve the right to implement construction changes in our production, what can have insignificant influence on the product appearance.

Colours of products shown in the photographs in the catalogue and the visualisations have demonstrative character only and may differ from the colours of the offered products.



MALOW Spółka z o.o.

ul. Wojska Polskiego 114 A
16-400 Suwałki
POLAND
www.malow.pl
marketing@malow.com.pl
tel. +48 87 566 07 02, 17, 40, 43
fax +48 87 566 07 27



